


# MEETING AGENDA

Monday, September 11, 2017  
Louisville Marriott East, Commonwealth Ballroom D



---

## Members, Council on Postsecondary Education

  
Ronald C. Beal, Bowling Green  
Ben Brandstetter, Hebron (*vice chair*)  
Maryanne H. Elliott, Louisville  
Joe E. Ellis, Benton  
Dan E. Flanagan, Campbellsville  
Kimberly Halbauer, Ft. Thomas  
Lucas V. Mentzer, Lexington  
Donna Moore, Lexington  
Kristi Nelson, Union

Vidya Ravichandran, Louisville  
Shawn Reynolds, Almo  
Robert H. Staat, UofL (*faculty member*)  
Sebastian Torres, EKU (*student member*)  
Carol Wright, Tyner  
Sherrill B. Zimmerman, Prospect (*chair*)  
Stephen Pruitt, Commissioner of Education (*ex officio, nonvoting*)

Robert L. King, CPE President

---

The Council on Postsecondary Education is Kentucky's statewide postsecondary and adult education coordinating agency charged with leading the reform efforts envisioned by state policy leaders in the *Kentucky Postsecondary Education Improvement Act of 1997*. The Council does not discriminate on the basis of race, color, national origin, sex, religion, age, or disability in employment or the provision of services, and provides, upon request, reasonable accommodation, including auxiliary aids and services necessary to afford individuals with disabilities an equal opportunity to participate in all programs and activities.

Kentucky Council on Postsecondary Education, 1024 Capital Center Drive, Suite 320, Frankfort KY 40601  
Ph: (502) 573-1555, Fax: (502) 573-1535, <http://cpe.ky.gov>

**AGENDA**  
Council on Postsecondary Education  
Monday, September 11, 2017  
10:00 AM  
Louisville Marriott East, Commonwealth Ballroom D

---

1. Welcome & Roll Call
2. Oath of Office
3. Approval of Minutes 3
4. Council Action Items
  - a. 2017-18 Tuition and Mandatory Fee Recommendation - Kentucky State University 15
  - b. Kentucky Administrative Regulations: Comments on Proposed Amendments 19
5. Information Items
  - a. CPE President's Report to the Council 49
  - b. Kentucky Commissioner of Education Report 52
  - c. Committee on Equal Opportunities report 53
  - d. Reports from the Institutions 54
6. Stronger by Degrees: Annual Strategic Agenda Reports
  - a. Morehead State University 2017 Report 74
  - b. University of Kentucky 2017 Report 105
  - c. Kentucky Adult Education 2017 Report 133
7. Other Business
8. Adjournment  
Next meeting - November 2-3, 2017, Elizabethtown Community & Technical College

**Minutes**  
Council on Postsecondary Education  
June 15, 2017

---

The Council on Postsecondary Education met Thursday, June 15, 2017, at 2:00 p.m., ET, at Spalding University in Louisville, Kentucky. Chair Sherrill Zimmerman presided. No official action was taken.

**WELCOME** Chair Zimmerman called the meeting to order and welcomed everyone. The following members were present: Ronald C. Beal, Benjamin Brandstetter, Joe Ellis, Dan Flanagan, Donna Moore, Vidya Ravichandran, Shawn Reynolds, Robert H. Staat, Carol Wright, and Sherrill Zimmerman. Maryanne Elliott, Lucas Mentzer, Sebastian Torres, and Commissioner Stephen Pruitt did not attend.

**WORK SESSION** Members received a report from Mary Gwen Wheeler, executive director of 55,000 degrees, which focused on Louisville's progress to add 55,000 postsecondary degrees in the Greater Louisville Area by the year 2020.

Members also received a report from Larry Combs, manager of broadband implementation at The Center for Rural Development, and Doyle Friskney, CPE's senior fellow for technology and professor at the University of Kentucky, on the KentuckyWired project. The presentation outlined how broadband access is improving education, healthcare and economic development in Eastern Kentucky.

Lee Nimocks, CPE's vice president for policy, planning and external relations, reviewed the CPE Plan of Work for 2017-18, an action item for the June 16, 2017 business meeting.

CPE President King gave an overview of the 2017 Governor's Conference on Postsecondary Education Trusteeship and the planning efforts associated with it. The conference is set for September 11-12, 2017, at the Louisville Marriott East.

President King also gave a brief overview of Executive Order 2017-334 and its implications for boards associated with the Council on Postsecondary Education and the Kentucky Department of Education.

**AIKCU BRIEFING** Gary Cox, president of the Association of Independent Kentucky Colleges and Universities (AIKCU), provided the AIKCU annual report. The presentation focused on enrollment, student success, affordability, financial aid, and economic impact.

**Minutes**  
Council on Postsecondary Education  
June 15, 2017

---

Several AIKCU presidents introduced their respective campuses and their programs of distinction:

- President Burton Webb, University of Pikeville
- President Larry Hostetter, Brescia University
- President Sandra Gray, Asbury University
- President John Roush, Centre College
- President James Marsden, Midway University

SPALDING  
UNIVERSITY  
BRIEFING AND  
CAMPUS TOUR

Spalding University President Tori McClure provided a brief update to the Council. Following this, Council members and staff were given a walking tour of the campus.

RECEPTION &  
DINNER

At 6:00 p.m., Spalding University hosted a reception and dinner for the Council members, attending CPE staff, and guests.

ADJOURNMENT

The meetings adjourned at 7:00 p.m., ET.

---

Robert L. King  
CPE President

---

Heather M. Faesy  
Associate, Board Relations & Special  
Projects

**Minutes**  
Council on Postsecondary Education  
June 16, 2017

---

The Council on Postsecondary Education met Friday, June 16, 2017, at 9:00 a.m., ET, at Spalding University in Louisville, Kentucky. Chair Sherrill Zimmerman presided.

**WELCOME AND  
ROLL CALL**

Chair Zimmerman called the meeting to order and welcomed everyone.

The following members were present: Ronald C. Beal, Benjamin Brandstetter, Maryanne Elliott, Joe Ellis, Dan Flanagan, Donna Moore, Vidya Ravichandran, Shawn Reynolds, Robert H. Staat, Carol Wright, and Sherrill Zimmerman. Lucas Mentzer, Sebastian Torres, and Commissioner Stephen Pruitt did not attend.

**APPROVAL OF  
MINUTES**

The minutes of the March 30-31, 2017, meetings were approved as distributed.

**RESOLUTIONS**

The Council adopted resolutions honoring the following individuals for their dedication and service to the Council and the Commonwealth of Kentucky:

- Gary Ransdell – President of Western Kentucky University
- Geoffrey Mearns – President of Northern Kentucky University
- Wayne Andrews – President of Morehead State University
- Aaron Thompson – Interim President of Kentucky State University
- Jay Morgan – Vice President of Academic Affairs, CPE
- Rana Johnson – Senior Associate for Diversity, Outreach and Special Projects, CPE

**STRONGER BY  
DEGREES:  
EASTERN  
KENTUCKY  
UNIVERSITY 2017  
ANNUAL REPORT**

Dr. Michael Benson, president of Eastern Kentucky University, delivered ECU's annual Stronger By Degrees presentation with Dr. Janna Vice, provost and senior vice president for Academics, Ms. Tanlee Wasson, assistant vice president for Institutional Effectiveness, and Mr. David McFaddin, executive director of Government Relations. The presentation focused on baseline data, targets to be met by the end of the strategic plan, and strategies being implemented to meet those targets. Following the presentation, Dr. Benson was asked why the targets for retention and graduation rates, as well as for the progress of underprepared students, were so low.

In response, Dr. Vice stated that ECU has just begun to pilot programs to assist underprepared students, and they are hesitant to set unrealistic expectations. Dr. Jay Morgan, CPE's vice president for Academic Affairs, and Dr. Sue Cain, senior fellow for Academic Affairs, discussed the development of the co-requisite pilot programs for

**Minutes**  
Council on Postsecondary Education  
June 16, 2017

---

developmental education. While the initial results are promising, the data is still preliminary. Several semesters of data will allow for better target estimations.

Dr. Benson also addressed ECU's ability to increase educational attainment in accordance with the statewide strategic agenda's goal of 58% by 2025. ECU is projecting a 5.1 percent growth rate, which is lower than the average growth rate needed for the system to achieve Kentucky's goal.

**EXECUTIVE  
COMMITTEE  
REPORT**

In April and May 2017, the Council conducted its annual evaluation of CPE President Robert L. King. The following groups were surveyed:

- The Governor and his staff;
- Leaders representing statewide education and policy organizations;
- Members of the General Assembly;
- University presidents, the president of KCTCS, and the president of AIKCU;
- Members of the Council on Postsecondary Education; and
- Senior members of the staff of the Council on Postsecondary Education.

Vice Chair Brandstetter presented the survey results to the full Council. President King received an overall positive evaluation. Council members praised the CPE staff and President King for their work on performance funding and other areas of the 2016-17 work plan.

**ADOPTIONS OF 2017-  
18 CPE WORK PLAN**

Chair Zimmerman presented the CPE President's Plan of Work for July 2017 through June 2018. The plan provides a clear set of policy priorities and tasks that will guide the work of the Council president and his staff in the coming year. Implementation will be monitored by the Council president and chair, and periodic progress reports will be made to the full Council throughout the year in each of the focus areas. The Executive Committee will evaluate the implementation of the plan as part of the president's annual performance review in June 2018.

**MOTION:** Dr. Ellis moved that the Council approve the Plan of Work for July 2017 through June 2018. Mr. Reynolds seconded the motion.

**VOTE:** The motion passed unanimously.

**Minutes**  
Council on Postsecondary Education  
June 16, 2017

---

**2017-18 TUITION &  
MANDATORY FEE  
RECOMMENDATIONS**

Dr. Bill Payne, CPE's vice president for finance and administration and Shaun McKiernan, senior associate, presented the staff's recommendation for tuition and mandatory fees for academic year 2017-18.

Each of the tuition and mandatory fee submissions for Eastern Kentucky University, the Kentucky Community and Technical College System, Morehead State University, Murray State University, Northern Kentucky University, University of Kentucky, University of Louisville, and Western Kentucky University complied with the resident undergraduate rate ceilings adopted by the Council at its March 31, 2017 meeting. Approved rates for each the institutions can be found in the agenda materials.

As of the June 16, 2017 CPE meeting, Kentucky State University's board had not yet taken action on their 2017-18 tuition and mandatory fees. Upon approval of their board, the Council will review KSU's proposal and take action at its next scheduled meeting.

MOTION: Mr. Brandstetter moved that the Council approve the 2017-18 tuition and mandatory fee rates submitted for Eastern Kentucky University, the Kentucky Community and Technical College System, Morehead State University, Murray State University, Northern Kentucky University, University of Kentucky, University of Louisville, and Western Kentucky University. Ms. Moore seconded the motion.

VOTE: The motion passed unanimously.

**2017-18 AGENCY  
OPERATING BUDGET**

Shaun McKiernan and Rebecca Bowman, CPE's assistant vice president for agency operations, presented the proposed 2017-18 CPE Agency Operating Budget.

Council staff proposed a FY 2017-18 total agency operating budget as follows: Agency Operations, 7.5M; Licensure, 0.3M; Kentucky Adult Education, 28.8M, and Statewide Educational Programs and Services, 39.3M.

MOTION: Mr. Flanagan moved that the Council approve the 2017-18 CPE Agency Budget. Dr. Staat seconded the motion.

VOTE: The motion passed unanimously.

**Minutes**  
Council on Postsecondary Education  
June 16, 2017

---

**TUITION  
RECEIPROCITY  
AGREEMENTS**

Tuition reciprocity agreements are arrangements between two or more states where the citizens of a defined region in one state can enroll at identified institutions (or in selected programs) in another state (and vice versa) for a reduced tuition charge. They also may receive special consideration for admission purposes.

Currently, Kentucky has separate tuition reciprocity agreements with Ohio, Illinois, Tennessee, West Virginia, and Indiana. The agreements with Indiana and Ohio will expire on June 30, 2017.

Mr. McKiernan and Dr. Payne presented the proposed agreements for Indiana and Ohio, which had not changed substantively from agreements previously in place.

**MOTION:** Dr. Staat moved that the Council approve the tuition reciprocity agreement with Indiana, valid July 1, 2017 through June 30, 2021, and three tuition reciprocity agreements with Ohio, valid July 1, 2017 through June 30, 2019. Ms. Elliott seconded the motion.

**VOTE:** The motion passed unanimously.

**NEW  
ADMINSTRATIVE  
REGULATIONS  
13 KAR 2:120 &  
13 KAR 2:130**

On March 21, 2017, Governor Bevin signed SB 153, creating a comprehensive funding model for the allocation of state general fund appropriations for postsecondary operations. The bill requires that the model include a public university sector formula and a KCTCS sector formula, and it provides the Council with the authority to promulgate administrative regulations to implement the model.

Mr. Travis Powell, CPE's general counsel, and Dr. Payne presented two new administrative regulations to meet this need:

1. 13 KAR 2:120. Comprehensive Funding Model for the Allocation of State General Fund Appropriations to Public Universities.
2. 13 KAR 2:130. Comprehensive Funding Model for the Allocation of State General Fund Appropriations to Kentucky Community and Technical College System Institutions.

Both administrative regulations operationalize the provisions of SB 153 by outlining processes that will be used to determine how general fund appropriations for university operations will be allocated. They also provide additional agreed-upon details not specifically captured in the bill. Highlights include:



## Minutes

### Council on Postsecondary Education

June 16, 2017

---

- Detailing metric weights and formulas in the materials incorporated by reference into the regulation.
- Providing the breakdown of student success outcome metrics that make up the thirty-five (35) percent distribution of allocable resources as directed in the bill (Section 5).
- Describing how hold-harmless allocations will be determined and applied in the model (Section 8).
- Clarifying that each metric shall be calculated by averaging the most recent three (3) years of data (Section 4).

Council staff worked with the universities and KCTCS to ensure the agreed-upon model components and methods of distribution were appropriately captured.

MOTION: Ms. Wright moved that the Council approve the new administrative regulations 13 KAR 2:120 and 13 KAR 2:130. The action authorizes staff to file the proposed administrative regulation and the General Counsel, pursuant to KRS 13A.290(4) and KRS 13A.320(1)(b), to make such changes on behalf of the Council as necessary to comply with KRS Chapter 13A, and obtain adoption of the new regulation by the Administrative Regulation Review Subcommittee and the Interim Joint Committee on Education. Ms. Ravichandran seconded the motion.

VOTE: The motion passed unanimously.

#### AMENDMENT TO 13 KAR 3:050

Mr. Powell presented the proposed amendment to 13 KAR 3:050, GED® Eligibility Requirements. On April 10, 2017, Governor Bevin signed HB 522, creating KRS 158.143, which allows a state agency child, as defined in KRS 158.135(1), who is at least seventeen (17) years of age, to pursue a high school equivalency diploma. The new law requires that these individuals remain subject to the compulsory secondary school attendance requirements of KRS 159.010, even after receiving a high school equivalency diploma. Previously, the minimum age for GED® eligibility set forth in 13 KAR 3:050 mirrored the legal age of withdrawal from secondary school. KRS 159.010 provided school districts with the option to increase the age of withdrawal from sixteen (16) to seventeen (17) or eighteen (18). Once a threshold number of districts opted to increase the age of withdrawal (following a grace period), the age would increase to eighteen (18) statewide. Beginning in August 2017, an individual must be eighteen (18) years of age before he or she can legally withdraw from high school.

## Minutes

### Council on Postsecondary Education

June 16, 2017

---

This amendment allows for seventeen (17) year-old state agency children to take the GED® exam and readiness tests with approval from the local school district. Upon passage, these individuals will receive a high school equivalency diploma in accordance with the GED® Testing Program requirements set forth in 13 KAR 3:010. The amendment also accounts for the new compulsory attendance age of eighteen (18), removes the reference to the now repealed Kentucky Department of Education Secondary GED® Program, allows eighteen (18) year old National Guard Youth “ChalleNGe” program participants to take the GED® exam without being withdrawn from school for 90 days, and makes other technical changes.

MOTION: Dr. Ellis moved that the Council approve the proposed amendment to the administrative regulation titled “13 KAR 3:050 GED® Eligibility Requirements.” The action authorizes staff to file the proposed administrative regulation and the General Counsel, pursuant to KRS 13A.290(4) and KRS 13A.320(1)(b), to make such changes on behalf of the Council as necessary to comply with KRS Chapter 13A, and obtain adoption of the new regulation by the Administrative Regulation Review Subcommittee and the Interim Joint Committee on Education. Mr. Beal seconded the motion.

VOTE: The motion passed unanimously.

#### NEW ACADEMIC PROGRAMS

KRS 164.020 (15) empowers the Council on Postsecondary Education to define and approve the offering of all postsecondary education technical, associate, baccalaureate, graduate, and professional degree, certificate, or diploma programs in the public postsecondary education institutions.

Dr. Melissa Bell, CPE’s associate vice president for academic affairs, presented the staff recommendation that the Council approve the following new academic programs:

#### Eastern Kentucky University

1. Master of Arts in American Sign Language (CIP 16.1699)

#### Murray State University

2. Master of Science in Occupational Therapy (CIP Code: 51.2306)

#### Northern Kentucky University

3. Bachelor of Science in Neuroscience (CIP Code: 26.1501)
4. Bachelor of Science in Health Informatics (CIP Code: 51.2706)

## Minutes

Council on Postsecondary Education

June 16, 2017

---

5. Bachelor of Science in Radiation Therapy (CIP 51.0907)
6. Bachelor of Science in Mechatronics Engineering Technology (CIP Code: 15.9999)
7. Bachelor of Arts in Health Communication (CIP Code: 09.0905)

University of Kentucky

8. Bachelor of Arts in Dance (CIP Code: 50.0301)
9. Master of Science in Sport and Exercise Psychology (CIP Code: 31.0508)

MOTION: Dr. Staat moved that the Council approve the new academic programs as presented. Ms. Moore seconded the motion.

VOTE: The motion passed unanimously.

### CAMPUS-LEVEL BOARD ORIENTATION & TRAINING

Lee Nimocks, CPE's vice president for policy, planning, and external relations, presented the request for the Council to approve the campus board member orientation & training programs submitted by Kentucky's public campuses. On November 18, 2016, the Council approved the New Board Member Orientation and Training Policy, and it set forth a two-part training curriculum: (1) state-level orientation and (2) campus and KCTCS orientation. Each of the campus-level orientation programs has been reviewed by CPE staff and include the following required elements:

- Institutional mission, vision, and values, by-laws.
- Campus strategic plan and related accountability system.
- Budget and finances, including sources of revenue and expenditures.
- Board-relevant policies and procedures.
- Open records and open meetings.
- Conflict of interest and ethical considerations.
- Access to meeting minutes.
- Information on foundations, if applicable.
- Information related to the board's role in NCAA regulations, if applicable.

MOTION: Mr. Beal moved that the Council approve the campus board member orientation & training programs submitted by the public campuses. Ms. Wright second the motion.

VOTE: The motion passed unanimously.

**Minutes**  
Council on Postsecondary Education  
June 16, 2017

---

**AMENDMENT TO  
2016-21 STRATEGIC  
AGENDA FOR  
POSTSECONDARY &  
ADULT EDUCATION**

At its June 3, 2016 meeting, the Council approved the 2016-21 Strategic Agenda for Postsecondary and Adult Education. Embedded in that agenda was an ambitious goal—to raise the percentage of Kentuckians with a high-quality postsecondary degree or certificate from its current level of 45 percent to 58 percent by the year 2025. After further data analysis and discussions with campus leaders, Ms. Nimocks presented the staff’s recommendation that the Council amend that goal from 58 percent by 2025 to 60 percent by 2030.

Achieving the educational attainment target of 60 percent by 2030 requires an annual percent increase in degrees and credentials of 1.7 percent. This rate of growth is still ambitious, particularly for campuses in areas of the state with continuing population declines, but staff believes it is achievable with more aggressive strategies around student retention, progression and completion and outreach programs for adults and other underrepresented students.

Ms. Moore moved that that the Council approve an amendment to the 2016-21 Strategic Agenda for Postsecondary and Adult Education changing the statewide education attainment goal from 58 percent of Kentuckians with a high-quality postsecondary degree or certificate in 2025 to 60 percent by 2030. Ms. Ravichandran seconded the motion.

VOTE: The motion passed unanimously.

**2018 MEETING  
DATES**

CPE staff proposed the Council meeting dates for the 2018 calendar year: Feb. 1-2, Apr. 26-27, Jun. 21-22, Sept. 20-21, and Nov. 15-16.

MOTION: Ms. Wright moved that the Council approve the proposed 2018 meeting dates as presented. Mr. Reynolds seconded the motion.

VOTE: The motion passed unanimously.

**CPE PRESIDENT’S  
REPORT TO THE  
COUNCIL**

A written report from President King was provided in the agenda book. Highlights included the upcoming 2017 Governor’s Conference on Postsecondary Education Trusteeship, the meetings of the Academic Leadership Development Institution (ALDI), a professional learning community of early career underrepresented minority faculty who are interested in future administrative leadership positions, and current Kentucky Adult Education activities.

**KENTUCKY  
COMMISSIONER OF  
EDUCATION REPORT**

Commissioner Stephen Pruitt was not available to attend the June 16 meeting. He provided a written report in the agenda book.

**Minutes**  
Council on Postsecondary Education  
June 16, 2017

---

COMMITTEE ON  
EQUAL  
OPPORTUNITIES  
REPORT

Dr. Caroline Atkins, CPE's senior associate for academic affairs, provided an update on the activities of the Committee on Equal Opportunities. She also provided an update on the status of campus plans being developed in relation to the 2016-20 Statewide Policy on Diversity, Equity, and Inclusion.

KENTUCKY  
COLLEGE & CAREER  
CONNECTION  
COALITION UPDATE

The Kentucky College and Career Connection Coalition (Ky3C) is a voluntary statewide network of professionals, programs, and practitioners who work together to improve communication, collaboration, and professional development in the field of college and career outreach. The Coalition is a partnership established in early 2015 between the Kentucky Council on Postsecondary Education, the Kentucky Department of Education, Kentucky Higher Education Assistance Authority, and Kentucky Adult Education. Kim Drummond, director for strategic initiatives for GEAR UP Kentucky, and Melissa Bondurant, Ky3C coalition coordinator, provided an overview of Ky3C's mission, vision, 2017-2019 goals and strategic initiatives and discussed opportunities for Kentucky organizations, institutions, and agencies to engage and support the Ky3C Coalition.

STRONGER BY  
DEGREES: UPDATE  
ON POLICY AREA 2 -  
SUCCESS

The 2016-21 Strategic Agenda was approved by the Council in June 2016. The agenda focuses on three urgent priorities – opportunity, success, and impact. Ms. Nimocks, Dr. David Mahan, CPE's vice president for data and research, Dr. Jill Compton, CPE's senior fellow for academic affairs, and Mr. Silas Sessions, CPE's senior associate for academic affairs, presented on the Council's strategies, metrics, and activities currently underway to improve student success. Highlighted initiatives included the annual Student Success Summit and military student initiatives.

REPORTS FROM  
INSTITUTIONS

Reports from the institutions were provided in the agenda book.

COMMITTEE  
APPOINTMENTS

Chair Zimmerman made the following appointments to the 2018-20 Budget Development Work Group: Mr. Brandstetter, who will serve as chair, Ms. Wright, Mr. Mentzer, Dr. Staat, Mr. Torres, and Mr. Beal. Chair Zimmerman will serve as an ex-officio member.

**Minutes**  
Council on Postsecondary Education  
June 16, 2017

---

**ADJOURNMENT**

The next Council meeting is September 11, 2017, at the Louisville Marriott East. Following the meeting will be the 2017 Governor's Conference on Postsecondary Education Trusteeship on September 11-12, 2017.

The meeting adjourned at 12:45 p.m., ET.

---

Robert L. King  
President

---

Heather M. Faesy  
Associate, Board Relations & Special  
Projects

DRAFT

## 2017-18 Tuition and Mandatory Fee Recommendation Kentucky State University

**ACTION:** Staff recommends that the Council approve the following 2017-18 tuition and mandatory fee rates for Kentucky State University.

On May 12, 2017, Kentucky State University officials submitted a tuition and fee proposal for academic year 2017-18 to the Council, along with tuition and fee revenue estimates for fiscal years 2016-17 and 2017-18. The Council staff reviewed KSU's proposed rates and determined that they comply with the resident undergraduate rate ceiling adopted by the Council at its March 31, 2017 meeting. Upon approval by the Council, the proposed rates will establish maximum tuition and mandatory fee charges that may be assessed to students enrolling at KSU during fall semester 2017, spring semester 2018, and summer term 2018.

### Tuition and Mandatory Fees

On March 31, 2017, the Council approved a tuition and fee ceiling for Kentucky State University for academic year 2017-18 that limits the amount of the university's base rate increase for resident undergraduate students to no more than 5.0 percent. At that same meeting, the Council voted to allow all institutions to charge market competitive rates for graduate and online courses. As can be seen in the table below, the proposal that KSU submitted to the Council complies with the 5.0 percent ceiling for resident undergraduate students.

<u>Rate Category</u>	<u>Current 2016-17 Tuition &amp; Fee Charges</u>	<u>Proposed 2017-18 Tuition &amp; Fee Charges</u>	<u>Dollar Change</u>	<u>Percent Change</u>
Undergraduate				
Resident <sup>1</sup>	\$7,796	\$8,184	\$388	5.0%
Nonresident <sup>1</sup>	\$18,704	\$19,638	\$934	5.0%
Graduate				
Resident <sup>2</sup>	\$10,512	\$11,016	\$504	4.8%
Nonresident <sup>2</sup>	\$15,576	\$16,344	\$768	4.9%
<sup>1</sup> Undergraduate resident and nonresident rates include a \$390. <sup>00</sup> fee for course materials.				
<sup>2</sup> Graduate resident and nonresident rates include a \$480. <sup>00</sup> fee for course materials.				

Attachment A contains additional categories of tuition and fee charges, including proposed per-credit-hour rates for part-time, resident and nonresident undergraduate students and online students. Staff recommends approval of these additional categories of rates as proposed by the university.

### **Estimated Tuition Revenue**

KSU officials estimate that their proposed 2017-18 tuition and mandatory fee charges for all categories of students (i.e., every academic level, residency, and full-time or part-time status) will generate about \$15.9 million in gross tuition and fee revenue, an increase of about \$487,000 or 3.2 percent over the previous year (see Attachment B).



Kentucky State University  
Proposed Tuition and Mandatory Fee Charges  
Academic Year 2017-18

<i>Category</i>	Fall 2017	Spring 2018	Annual 2017-18	Summer 2018
<i>Undergraduate</i>				
Resident				
Full-time (12-18 credit hours) <sup>a</sup>	\$4,092	\$4,092	\$8,184	
Per Credit Hour <sup>b</sup>	325	325		325
Nonresident				
Full-time (12-18 credit hours) <sup>a</sup>	9,819	9,819	19,638	
Per Credit Hour <sup>b</sup>	802	802		802
Nonresident-Destiny (Targeted States)				
Full-time <sup>a</sup>	8,177	8,177	16,354	
Per Credit Hour <sup>b</sup>	665	665		665
Nonresident-Legacy				
Full-time <sup>a</sup>	8,177	8,177	16,354	
Per Credit Hour <sup>b</sup>	665	665		665
Online Programs				
Per Credit Hour	411	411		411
<i>Graduate</i>				
Resident				
Full-time (12 credit hours) <sup>c</sup>	5,508	5,508	11,016	
Per Credit Hour <sup>d</sup>	439	439		439
Nonresident				
Full-time (12 credit hours) <sup>c</sup>	8,172	8,172	16,344	
Per Credit Hour <sup>d</sup>	661	661		661
Online Programs				
Per Credit Hour	\$500	\$500		\$500

<sup>a</sup> Full-time resident and nonresident undergraduate tuition charges include a \$195.00 per semester mandatory fee for textbooks.

<sup>b</sup> Part-time resident and nonresident undergraduate tuition charges include a \$15.00 per credit hour fee for course materials.

<sup>c</sup> Full-time resident and nonresident graduate tuition charges include a \$20.00 per credit hour fee for course materials.

<sup>d</sup> Part-time resident and nonresident graduate tuition charges include a \$20.00 per credit hour fee for course materials.

Kentucky State University  
 Estimated Gross Tuition and Mandatory Fee Revenue  
 Fiscal Years 2016-17 and 2017-18

<i>Category</i>	Estimated 2016-17 Tuition & Fee Revenue	Estimated 2017-18 Tuition & Fee Revenue
<i>Undergraduate</i>		
Resident	\$6,021,700	\$5,703,982
Nonresident	7,429,900	7,992,873
Online	381,200	347,151
<i>Graduate</i>		
Resident	714,000	643,992
Nonresident	343,200	675,047
Online	247,500	261,885
<i>Summer</i>	300,000	300,000
<i>Total</i>	\$15,437,500	\$15,924,930

## **Kentucky Administrative Regulations Comments on Proposed Amendments**

**ACTION:** CPE staff will make a recommendation on responses to comments received on the filed Kentucky Administrative Regulations, 13 KAR 2:120 and 13 KAR 2:130.

On June 16, 2017, the Council approved the filing of the following Kentucky Administrative Regulations:

- New administrative regulation 13 KAR 2:120. Comprehensive Funding Model for the Allocation of State General Fund Appropriations to the Public Universities. It was filed with the Legislative Research Commission on July 10, 2017.
- New Administrative Regulation 13 KAR 2:130. Comprehensive Funding Model for the Allocation of State General Fund Appropriations to Kentucky Community and Technical College System Institutions. It was filed with the Legislative Research Commission on July 10, 2017.

There were no requests to be heard on either of the regulations and the hearings scheduled for August 23, 2017 at 10 a.m. were cancelled. However, written comments were received during the comment period ending August 31, 2017.

Mr. Travis Powell, CPE General Counsel and Associate Vice President will present the comments received and recommended responses to the Council for action.

MEMBERS

Madeline Abramson, Louisville  
 C.B. Akins, Sr., Lexington  
 Clay A. Barkley, Louisville  
 Brady Barlow, Lexington  
 Justin M. Bathon, Lexington  
 William E. Beasley, Henderson  
 Jessica Berry, Lexington  
 Robert Biagi, Shelbyville  
 David Bolt, Morehead  
 Matthew W. Breez, Louisville  
 Andrew Brennen, Lexington  
 Dale Brown, Bowling Green  
 Patricia Brundage, Covington  
 Leo Calderon, Edgewood  
 Alva Mitchell Clark, Lexington  
 Martha Layne Collins, Lexington  
 Nancy M. Collins, Hazard  
 Brent Cooper, Covington  
 Sam Corbett, Louisville  
 Alfonso N. Cornish, Prospect  
 William Cox, Jr., Madisonville  
 Ben Cundiff, Cadiz  
 Robert Danielson, Hazel  
 Sim Davenport, Owensboro  
 Scott P. Davis, Henderson  
 Jean Darton, Paintsville  
 Laura M. Douglas, Louisville  
 Mary Evans, Bowling Green  
 W. Clay H. Ford, Owensboro  
 Bonnie Lash Freeman, Louisville  
 Robin Gabbard, Gays Creek  
 Bill Garmer, Lexington  
 Jill L. Giordano, Princeton  
 Meghan Glynn, Taylor Mill  
 Rebecca S. Goss, Nicholasville  
 Jane Graham, Lexington  
 Nancy Grayson, Walton  
 Sara Beth Gregory, Monticello  
 Kevin Hable, Louisville  
 Jean R. Hale, Pikeville  
 Donna S. Hall, Lexington  
 Michael Hammons, Park Hills  
 Billy Harper, Paducah  
 Samuel D. Hinkle IV, Shelbyville  
 Larry Holladay, Fort Thomas  
 Augustia Brown Holland, Louisville  
 Kerry Holleran, Covington  
 David L. Holton, II, Louisville  
 Marianne Schmidt Hurtt, Fort Wright  
 Suzanne K. Hyden, Prestonsburg  
 Doug Jones, Morehead  
 Cheryl Karp, Louisville  
 Judy Kasey, Louisville  
 Joseph W. Kelly, Salvisa  
 Carol Lamm, Berea  
 Lonnie Lawson, Somerset  
 Fannie Louise Maddux, Pembroke  
 Rich Maddux, Hopkinsville  
 Angie Major, Hopkinsville  
 Roger L. Marcum, Bardstown  
 Elissa May-Plattner, Melbourne  
 Charles McGrew, Frankfort  
 Norma M. Meek, Ashland  
 Daksha Mehta, Elizabethtown  
 Ouita P. Michel, Midway  
 Herbert A. Miller, Jr., Lexington  
 Pam Miller, Lexington  
 Bill Mitchell, Falmouth  
 Harry Moberly, Richmond  
 Wade Mounitz, Louisville  
 Melissa Moore Murphy, Lexington  
 David R. O'Bryan, Lexington  
 Charlie Owen, Louisville  
 Polly Lusk Page, Florence  
 M. Lynn Parrish, Pikeville  
 Paul E. Patton, Pikeville  
 Dennis Pearce, Lexington  
 Laura A. Pitman, Murray  
 Hiram C. Polk, Jr., M.D., Louisville  
 Margaret G. Pope, Paducah  
 Hilma S. Prather, Somerset  
 Julie Howard Price, Paducah  
 Louis Prichard, Paris  
 Wynn L. Radford, III, Hopkinsville  
 Kathy Reed, Bardstown  
 Al Rider, Upton  
 Dorothy Ridings, Louisville  
 Julia Roberts, Bowling Green  
 Jill E. Robinson, Frankfort  
 Jean Rosenberg, Prestonsburg  
 Donald J. Ruberg, Edgewood  
 Becky Sagan, Lexington  
 Keith Sanders, Owensboro  
 Julie H. Schmidt, Louisville  
 Ben Seif, Lexington  
 Jon L. Sights, Henderson  
 Albert P. Smith, Jr., Lexington  
 Hollie Spade, Frankfort  
 Alice Sparks, Ft. Mitchell  
 Susan Spurlock, Prestonsburg  
 David B. Tachau, Louisville  
 James C. Votruba, Highland Heights  
 Emmanuel Washington, Lexington  
 Lois Weinberg, Hindman  
 Mary Gwen Wheeler, Louisville  
 Gene Wilhoit, Lawrenceburg  
 Elaine A. Wilson, Somerset



# PRICHARD COMMITTEE FOR ACADEMIC EXCELLENCE

STUDY • INFORM • ENGAGE

271 W. Short St., Ste. 202 • Lexington, KY 40507 • (859) 233-9849 • www.prichardcommittee.org

## MEMORANDUM

**TO:** Travis Powell, General Counsel and Associate Vice-President,  
 Kentucky Council on Postsecondary Education

**FROM:** Brigitte Blom Ramsey, Executive Director  
 Perry Papka, Senior Policy Director

**DATE:** August 25, 2017

**SUBJECT:** Proposed Regulations for Implementation of Senate Bill 153 (2017)  
 Comprehensive Funding Model for Postsecondary Education

We have reviewed and are providing comments on proposed regulations 13 KAR 2:120 and 130 implementing the provisions of Senate Bill 153 of the 2017 Regular Session, now codified in KRS 164.092.

As longstanding advocates of improving the quality of education and advancing the educational attainment of Kentucky's citizens, the Prichard Committee believes the new, comprehensive funding model for postsecondary education should reaffirm statewide goals and act as a vehicle for renewed accountability to support additional investments in the state's postsecondary education enterprise. The framework provided by Senate Bill 153 is a positive step forward that has the potential to help close persistent attainment gaps and better ensure all Kentuckians have the opportunity to reach their educational, economic, workforce and civic potential.

While we recognize Senate Bill 153 reflects the broad consensus reached by the Postsecondary Education Working Group in developing recommendations for consideration by the General Assembly, we feel certain aspects of the funding model and regulations merit additional consideration.

The following summarizes these key points and mirror feedback we provided to the Postsecondary Education Working Group last fall, to policymakers during the legislative session, and to Council members in a letter dated May 25, 2017. The principles reflected in these areas apply to both the public universities model and the model for the community and technical college system, although we are including at the end amended language for only 13 KAR 2:120.

### Transparency of Funding Model and Data

To broaden public understanding and stakeholder engagement, we encourage the Council to amend the proposed regulations to require that the funding model and its data elements be made publicly available by a date certain annually on CPE's web-site – including definition and funding levels of non-formula mandated programs, specific formula adjustments related to cost and level and type of degrees and credentials, STEM-H degree field classifications and justification for inclusion, and data with regard to enrollment and distribution of priority populations. We also encourage the Council to amend the proposed regulations to make publicly available the report of the results and recommendations of the permanent working group every three years by a date certain in each review year.

### **Implementation and Review of Comprehensive Funding Model**

The formal review process and permanent working group established in SB 153 is a critical element in guarding against unintended consequences, fostering engagement, and ensuring transparency. To more fully achieve these goals, we encourage the Council to amend the proposed regulations to require the permanent working group hear from other stakeholders such as students, business and civic leaders, and other public policy experts – including from the Kentucky Higher Education Assistance Authority (KHEAA) and the Kentucky Center for Education and Workforce Statistics (KCEWS) - to provide depth on issues of affordability, access and data analysis.

### **Ambitious Statewide Goals & Respect for Institutional Missions**

While not explicit in the legislation, we encourage the Council to include by reference in the proposed regulation the statewide attainment goal adopted by CPE in the 2016-2021 Strategic Agenda for Postsecondary and Adult Education. CPE's target of increasing Kentucky's educational attainment to 60% by 2030 is laudable and inclusion by reference of the attainment goal adopted in the strategic agenda pursuant to KRS 164.0203 enhances the funding model's link to statewide goals, as well as institutional agendas and missions.

The legislative findings of the 1997 Postsecondary Education Improvement Act recognized each institution as an asset to the Commonwealth and assigned unique missions reflecting such. The Act envisioned "an efficient, responsive, and coordinated system" that recognized both the importance of research at the University of Kentucky and the University of Louisville, but also broad access to educational opportunity at the state's regional, comprehensive institutions and community colleges. We remain concerned about unintended consequences – particularly affordability - related to how the research and comprehensive sectors are treated relative to one another in the proposed funding model.

Recognizing concerns expressed during the working group's meetings last fall, we encourage the Council to include in the proposed regulation an evaluation every three years - at a minimum - of the effect of the model on key principles, including:

- **Access** — Ensuring that high-quality postsecondary educational opportunities remain inclusive of all Kentucky students.
- **Affordability** — Cost to students and families has not been included explicitly as a component of the funding model, yet affordability remains a significant barrier for many. The impact of the funding model on tuition, as well as state and institutional financial aid is critical to more adequately link the financial components of postsecondary education.
- **Quality** — Assessing quality presents significant challenges, but the review process should consider potential measures – such as student learning and engagement and post-graduate outcomes – on which a future framework can be built.

### **Priority Populations & Fields of Study**

Providing for additional weights for underrepresented student populations is critical to closing the state's attainment gaps and reaching statewide attainment goals. Additional weighting for STEM-H degrees is also appropriate given the state's demand for health care professionals and historic under-production of STEM degrees compared to other states.

The model considered by the working group weights STEM-H degrees more heavily than priority populations for the 4-year institutions and equally for 2-year institutions, although SB 153 does not itself prescribe a weighting scheme. Given the state's need and SB 153's expressed desire to close attainment gaps between diverse population groups, we encourage the Council to amend the proposed regulations to give priority populations equal or higher relative weights in the funding model compared to types of degree fields.

Additionally, STEM-H degrees as a group need appropriate classification and definition to align with the state's employment, innovation and educational needs. We encourage the proposed regulations be amended to include a STEM-H definition that establishes a process by which degree fields will be classified, that justification is inclusive of more criteria than high salaries, and includes STEM educators in primary and secondary education to align with high demand.

### **Conclusion**

Properly structured and adequately funded, a new comprehensive funding model represents an opportunity to move toward a more transparent and accountable system of postsecondary education – better ensuring that Kentuckians have access to affordable, high-quality postsecondary education that builds and maintains an educated citizenry and a talented, dynamic workforce. This is critical to help move Kentucky upward in educational attainment and closer to realizing our full educational, economic, workforce and civic potential.

Thank you for your consideration of our comments and feedback. Please let us know if you have any questions or need for additional information.

**Prichard Committee Recommendations  
for Consideration – 13 KAR 2:120**

The following language provisions are examples of how the recommendations in the above comments might be reflected in the proposed regulation. They are drafted to 13 KAR 2:120, but applicable to 13 KAR 2:130 as well.

**Transparency of Funding Model and Data**

**Page 3, Section 3, amend to:** Funding Model Data and Metric Weighting. (1) For purposes of Sections 5, 6 and 7, bachelor's degrees, earned credit hours, facilities square feet, instruction and student services costs, and full time equivalent student enrollment shall be calculated with differential weights for research and comprehensive universities in accordance with the Public University Funding Model Metric Weighting Chart, which shall define the calculation and justification for each weight.

(2) Concurrent with the certification to the Office of the State Budget Director pursuant to KRS 164.092 (10) (a), the Council shall make publicly available on the Council's web-site the funding model calculation for each institution and relevant data elements including, but not limited to, definition and funding levels of non-formula mandated programs, specific formula adjustments related to cost and level and type of degrees and credentials, STEM-H degree field classifications and justification for inclusion, and data with regard to enrollment and distribution of priority populations.

**Implementation and Review of Comprehensive Funding Model, Ambitious Statewide Goals & Respect for Institutional Missions**

**Page 6, after line 6, insert a new section:** Review of the Funding Model. (1) The postsecondary education working group established pursuant to KRS 164.092 (11) (a), in its review of the funding model every three years, shall hear input from stakeholders including, but not limited to:

- (a) the Kentucky Higher Education Assistance Authority;
- (b) the Kentucky Center for Education and Workforce Statistics;
- (c) resident student representatives of both comprehensive and research universities;
- (d) faculty members of both comprehensive and research universities; and
- (e) representatives of both business and civic interests in Kentucky.

(2)The working group's review shall include, but not be limited to, the funding formula's impact on access, affordability, and quality, as well as the impact on progress toward the statewide educational attainment goal adopted by the Council in the strategic agenda pursuant to KRS 164.0203. . The initial review shall reference the Report of the Postsecondary Education Working Group from December 1, 2016. The results of the review and recommendations of the working group shall be made publicly available on the Council's web-site by June 30 of each review year.

**Priority Populations & Fields of Study**

**Page 2, Section 1 (14), insert:** "STEM-H degrees" mean those fields of study classified as such by the Council with advice from the STEM Initiative Task Force created in KRS 164.0286 and shall include primary and secondary educator pathways in such fields. The Council and Task Force may use, but not be limited to, consideration of occupational wages, industry demand, and fields of study that develop STEM-H capable skills and attributes. Upon classification, and after the date of any future amendment, the listing of STEM-H degrees shall be incorporated by reference in 13 KAR 2:120 and be made available on the Council's web-site.

**Page 4, Section 5 (1) (b), insert:** Three (3) percent based on STEM-H bachelor's degrees awarded in an academic year;

**Page 4, Section 5 (1) (c), insert:** Four (4) percent based on bachelor's degrees awarded to underrepresented minority students in an academic year;

**Page 4, Section 5 (1) (d), insert:** Four (4) percent based on bachelor's degrees awarded to low-income students in an academic year;



TO: Travis Powell, General Counsel and Associate Vice-President, Kentucky Council on Postsecondary Education

FROM: Ashley Spalding, Research and Policy Associate, Kentucky Center for Economic Policy  
Jason Bailey, Executive Director, Kentucky Center for Economic Policy

DATE: August 31, 2017

RE: Proposed Regulations for Implementation of Senate Bill 153 (2017) – Comprehensive Funding Model for the Public Postsecondary Education System

A performance funding model for higher education in Kentucky could potentially promote success for all Kentucky students, but depending on how it is designed, it could instead result in unintended consequences that have a negative impact on low-income, minority and academically underprepared students, among others.

The following are our comments on the proposed regulations 13 KAR 2:120 and 130, implementing Senate Bill 153 of the 2017 Kentucky General Assembly now codified in KRS 164.092. These comments reflect feedback we provided to the Postsecondary Education Working Group during the model's development as well as to legislators before the bill was passed and outline some considerations for better addressing potential unintended consequences.

### **More Heavily Weighting Metrics for Low-income and Minority Students**

The recent book *Performance Funding for Higher Education* describes how performance funding can lead to unintended consequences such as reduced access to higher education for less advantaged students, among other negative impacts, even when degree attainment is weighted for at-risk students.<sup>1</sup> When funding is tied to degree attainment, for instance, institutions may experience pressure to restrict admissions to those who are the most likely to graduate and in a timely manner, who tend to be from higher-income families. Faculty, staff and administrators in several neighboring states have reported how tying state funding to degree attainment has incentivized changes in admission requirements, discriminatory recruiting processes and the directing of institutional aid. Such practices reduce access to higher education for low-income and minority students.

Under performance funding in Indiana, Ohio and Tennessee, researchers found reports of restrictions in student admissions.<sup>2</sup> Another study found schools subject to performance funding receive less Pell Grant revenue than colleges that do not, suggesting there are potentially strategic behaviors at institutions under performance funding to recruit students from higher-income families.<sup>3</sup> In addition, examples of Historically Black Colleges and Universities (HBCUs) financially struggling under performance funding are concerning. In response to the introduction of a state performance funding system, in 2012 Florida Agricultural and Mechanical University (FAMU) the state's historically black public university, began limiting the number of students admitted conditionally because they did not meet minimum admissions criteria.<sup>4</sup> Historically students who would not be eligible for admission into larger four-year institutions have been able to find a place at HBCUs like FAMU that help bring these students academically up to speed. While at the height of FAMU's enrollment almost 80 percent were these Access and Opportunity students, in 2015 just 28 percent were.

In addition to the access issues mentioned previously, performance funding can lead to a narrowing of institutional missions, where important aspects of mission are dropped or deemphasized because they

are not addressed by performance funding metrics.<sup>5</sup> The mission of the state’s regional universities — established in Kentucky’s Postsecondary Education Improvement Act of 1997 — to assure statewide access to quality bachelor’s and master’s degrees, involves serving large shares of low-income and academically underprepared students. It would clearly be detrimental if the performance funding model reduced access to education for some Kentuckians currently served by these schools by incentivizing these institutions to become more selective or resulting in inadequate funds.

One way of preventing such unintended consequences is to heavily weight student success outcomes for low-income and underrepresented minority students in order to incentivize institutions to enroll and support these students as they work toward degrees. While the performance funding model does indicate specific metrics for degree attainment for low-income and minority students, the weights are low and may not provide enough incentive in the context of the other metrics. We encourage the Council to include in the proposed regulations heavier weights for low-income and underrepresented minority students.

## **Strengthening Evaluation**

### *Specific Outcomes to Measure and Evaluate*

The formal review process established in Senate Bill 153 to occur every three years is another way to address unintended consequences of the model, though after they occur. It is important for details to be added to the proposed regulations about the evaluation. We encourage the Council to specify in the proposed regulations that the review will address key outcomes that include the impact of the model on access to higher education for all Kentucky students — including low-income and underrepresented minority students — and college affordability.

In addition to the access issues we’ve described previously, the model could also end up putting pressure particularly on the smaller institutions like Morehead State University, that are the most disadvantaged in the model, to raise tuition more than they would have otherwise, which would also reduce access.

### *Transparency and Inclusion of Additional Stakeholder Perspectives*

Building transparency into the review process would also strengthen the evaluation, and we encourage the Council to amend the regulations to require the report of results and recommendations be made publicly available by a certain date in each review year. Building in public reporting of data elsewhere in the performance funding process — for instance, in non-review years — would also be beneficial.

We also encourage the Council to amend the proposed regulations to require the permanent Postsecondary Education Working Group to hear from additional stakeholders including students, the Kentucky Higher Education Assistance Authority and other public policy experts.

Thank you for your consideration of this feedback on the proposed regulations. Please feel free to contact us with any questions.

<sup>1</sup> Kevin Dougherty et al., *Performance Funding for Higher Education* (Baltimore: Johns Hopkins University Press, 2016).

<sup>2</sup> Dougherty et al., *Performance Funding for Higher Education*.

<sup>3</sup> Robert Kelchen and Luke J. Stedrak, “Does Performance-Based Funding Affect Colleges’ Financial Priorities?,” *Journal of Education Finance* (Winter 2016), pp. 302-321.

<sup>4</sup> Jarrett Carter, Sr., “Performance-Based Funding is Slowly Killing Tennessee State, FAMU,” *HBCU Digest*, November 14, 2016, <https://medium.com/hbcu-digest/performance-based-funding-is-slowly-killing-tennessee-state-famu-86db9d17d95c>.

<sup>5</sup> Dougherty et al., *Performance Funding for Higher Education*.

**STATEMENT OF CONSIDERATION  
Relating to 13 KAR 2:120  
(Not Amended After Comments)**

I. A public hearing on 13 KAR 2:120, scheduled for August 23, 2017, at 10:00am at the Council on Postsecondary Education (CPE) was canceled; however, written comments were received during the public comment period.

II. The following people submitted written comments:

<u>Name and Title</u>	<u>Agency/Organization/Entity/Other</u>
Brigitte Blom Ramsey, Executive Director Perry Papka, Senior Policy Director	Prichard Committee for Academic Excellence
Jason Bailey, Executive Director Ashley Spalding, Research & Policy Assoc.	Kentucky Center for Economic Policy

III. The following people from the promulgating administrative body responded to the written comments:

<u>Name and Title</u>
Travis Powell, General Counsel and Associate Vice President, Council on Postsecondary Education

IV. Summary of Comments and Responses

(1) Subject Matter: Transparency of Funding Model and Data

(a) Commentator: Brigitte Blom Ramsey and Perry Papka

Comment: We encourage the Council to amend the proposed regulations to require

that the funding model and its data elements be made publicly available by a date certain annually on CPE's web-site.

- (b) CPE Response: The regulation implements the comprehensive funding model for allocation of general fund appropriations to public universities and further outlines the formula for distributing those funds beyond what the statute provides. CPE believes it is most appropriate to keep the regulation within that scope. However, we firmly agree that public understanding and stakeholder engagement are of utmost importance to the success of the funding model and appreciate the Prichard Committee's comments and suggestions in that regard. As such, after its April 1<sup>st</sup> certification to the Office of State Budget Director of the amount to be distributed to the public universities and KCTCS as determined by the model, CPE will publish all elements of the formula, including data elements, dollar distributions in each category, and amounts certified, on its website.

(2) Subject Matter: Transparency of Funding Model and Data

- (a) Commentator: Brigitte Blom Ramsey and Perry Papka

Comment: We also encourage the Council to amend the proposed regulations to make publicly available the report of the results and recommendations of the permanent working group every three years by a date certain in each review year.

- (b) CPE Response: See response 1(b). In addition, CPE will also publicize the recommendations of the Working Group when those have been submitted. Workgroup meetings will be public as well along with any materials provided at those meetings and we hope that representatives from the Prichard Committee will

attend.

(3) Subject Matter: Implementation and Review of Comprehensive Funding Model

(a) Commentator: Brigitte Blom Ramsey and Perry Papka

Comment: We encourage the Council to amend the proposed regulations to require the permanent working group hear from other stakeholders such as students, business and civic leaders, and other public policy experts—including from the Kentucky Higher Education Assistance Authority (KHEAA) and the Kentucky Center for Education and Workforce Statistics (KCEWS)—to provide depth on issues of affordability, access and data analysis.

(b) CPE Response: Again, the regulation implements the comprehensive funding model for allocation of general fund appropriations to public universities and further outlines the formula for distributing those funds beyond what the statute provides. CPE believes it is most appropriate to keep the regulation within that scope. However, when the workgroup outlined in KRS 164.092(11) is convened to provide recommendations for the funding model moving forward in FY 2020-2021, the Council plans to engage outside stakeholders and experts. We appreciate the Prichard Committee's support in that endeavor and welcome input on ways those engagements could be best facilitated.

(4) Subject Matter: Ambitious Statewide Goals & Respect for Institutional Missions

(a) Commentator: Brigitte Blom Ramsey and Perry Papka

Comment: We encourage the Council to include by reference in the proposed regulation the statewide attainment goal adopted by CPE in the 2016-2021 Strategic

Agenda for Postsecondary and Adult Education.

(b) CPE Response: Again, the regulation implements the comprehensive funding model for allocation of general fund appropriations to public universities and further outlines the formula for distributing those funds beyond what the statute provides. CPE believes it is most appropriate to keep the regulation within that scope. However, we appreciate the Prichard Committee’s recognition and support of the Strategic Agenda and the statewide attainment goal.

(5) Subject Matter: Ambitious Statewide Goals & Respect for Institutional Missions

(a) Commentator: Brigitte Blom Ramsey and Perry Papka

Comment: We encourage the Council to include in the proposed regulation an evaluation every three years—at a minimum—of the effect of the model on key principles, including:

- Access—Ensuring that high-quality postsecondary educational opportunities remain inclusive of all Kentucky students.
- Affordability—Cost to students and families has not been included explicitly as a component of the funding model, yet affordability remains a significant barrier for many. The impact of the funding model on tuition, as well as state and institutional financial aid, is critical to more adequately link the financial components of postsecondary education.
- Quality—Assessing quality presents significant challenges, but the review process should consider potential measures—such as student learning and engagement and post-graduate outcomes—on which a future framework can

be built.

(b) CPE Response: As stated above, the regulation implements the comprehensive funding model for allocation of general fund appropriations to public universities and further outlines the formula for distributing those funds beyond what the statute provides. CPE believes it is most appropriate to keep the regulation within that scope. However, and CPE agrees that the items listed should be considered in the review of the model by the Working Group. While access and affordability are subject to quantitative measurement, quality metrics are quite limited and often subjective. CPE is, however, pursuing the development of objective assessments of quality and intends to recommend to the Working Group inclusion of this metric in the funding model once the methodology is fully developed. As with the comment regarding stakeholder engagement, we appreciate your support in that endeavor and welcome further input on how to best facilitate the evaluation of the model's impact on those three principles.

(6) Subject Matter: Priority Populations & Fields of Study

(a) Commentator: Brigitte Blom Ramsey and Perry Papka

Comment: We encourage the Council to amend the proposed regulations to give priority populations equal or higher relative weights in the funding model compared to types of degree fields.

(b) CPE Response: The funding models described in the KRS 164.092 and the proposed regulation, including the structure, components, and weighting, aligns with the models described in the report issued by the Postsecondary Education Working

Group convened as directed by the 2016-2018 Executive Branch Budget Bill (HB 303). The final models supported by the Working Group are the product of extensive discussion and negotiation around all aspects of the model, but particularly the final metric weights. CPE supports the final decision of the Working Group and believes that the weighting in the model adopted provides appropriate incentive for improvement in the various areas of production based on a variety of factors. The percentage weights, viewed without any other context, do not necessarily reflect a certain priority. Total degree production in each area varies dramatically making increases (or decreases) in some more impactful than others. CPE will review the weighting with the Working Group in FY 2020-2021 to determine if adjustments should be recommended at that time. Stop loss and hold harmless provisions in the first three (3) years of model operation will provide an opportunity to study the model and learn what behaviors may need more or less incentive while protecting against large scale movements in institutional funding allocations.

(7) Subject Matter: Priority Populations & Fields of Study

(a) Commentator: Brigitte Blom Ramsey and Perry Papka

Comment: We encourage the proposed regulations be amended to include a STEM-H definition that establishes a process by which degree fields will be classified, that justification is inclusive of more criteria than high salaries, and includes STEM educators in primary and secondary education to align with high demand.

(b) CPE Response: STEM+H degree fields are reviewed annually by CPE staff and campus academic officials as part of the revision process to the Council's



Comprehensive Database Reporting Guidelines. Among the criteria evaluated are the percent of program requirements, including educator preparation programs, that are comprised of science, technology, engineering, mathematics or health-related courses and curricula. The ongoing addition of programs and modifications of existing programs along with the often-changing federal program classification system support the need for flexibility in the list of STHM+H degrees included in the model.

CPE will make public the most current list.

(8) Subject Matter: More Heavily Weighting Metrics for Low-income and Minority Students

(a) Commentator: Jason Bailey and Ashley Spalding

Comment: The recent book *Performance Funding for Higher Education* describes how performance funding can lead to unintended consequences such as reduced access to higher education for less advantaged students, among other negative impacts, even when degree attainment is weighted for at-risk students

One way of preventing such unintended consequences is to heavily weight student success outcomes for low-income and underrepresented minority students in order to incentivize institutions to enroll and support these students as they work toward degrees. While the performance funding model does indicate specific metrics for degree attainment for low-income and minority students, the weights are low and may not provide enough incentive in the context of the other metrics. We encourage the Council to include in the proposed regulations heavier weights for low-income and underrepresented minority students.

(b) CPE Response: The funding models described in the KRS 164.092 and the proposed regulation, including the structure, components, and weighting, aligns with the models described in the report issued by the Postsecondary Education Working Group convened as directed by the 2016-2018 Executive Branch Budget Bill (HB 303). The final models supported by the Working Group are the product of extensive discussion and negotiation around all aspects of the model, but particularly the final metric weights. CPE supports the final decision of the Working Group and believes that the weighting in the model adopted provides appropriate incentive for improvement in the various areas of production based on a variety of factors. The percentage weights, viewed without any other context, do not necessarily reflect a certain priority. Total degree production in each area varies dramatically making increases (or decreases) in some more impactful than others. CPE will review the weighting with the Working Group in FY 2020-2021 to determine if adjustments should be recommended at that time.

(9) Subject Matter: Strengthening Evaluation - Specific Outcomes to Measure and Evaluate

(a) Commentator: Jason Bailey and Ashley Spalding

Comment: The formal review process established in Senate Bill 153 to occur every three years is another way to address unintended consequences of the model, though after they occur. It is important for details to be added to the proposed regulations about the evaluation. We encourage the Council to specify in the proposed regulations that the review will address key outcomes that include the impact of the model on access to higher education for all Kentucky students — including low-

income and underrepresented minority students — and college affordability.

In addition to the access issues we've described previously, the model could also end up putting pressure particularly on the smaller institutions like Morehead State University, that are the most disadvantaged in the model, to raise tuition more than they would have otherwise, which would also reduce access.

- (b) CPE Response: The regulation implements the comprehensive funding model for allocation of general fund appropriations to public universities and further outlines the formula for distributing those funds beyond what the statute provides. CPE believes it is most appropriate to keep the regulation within that scope. As stated above, CPE will review the weighting with the Working Group in FY 2020-2021 to determine if adjustments should be recommended at that time. Stop loss and hold harmless provisions in the first three (3) years of model operation will provide an opportunity to study the model and learn what behaviors may need more or less incentive while protecting against large scale movements in institutional funding allocations. These protections also provide an opportunity to evaluate model operation to see if it would have disproportionately affected smaller institutions and, if so, why. Based on that information and analysis, the Working Group may recommendations accordingly.

(10) Subject Matter: Strengthening Evaluation - Transparency and Inclusion of Additional Stakeholder Perspectives

- (a) Commentator: Jason Bailey and Ashley Spalding

Comment: Building transparency into the review process would also strengthen the evaluation, and we encourage the Council to amend the regulations to require the report of results and recommendations be made publicly available by a certain date in each review year. Building in public reporting of data elsewhere in the performance funding process — for instance, in non-review years — would also be beneficial.

We also encourage the Council to amend the proposed regulations to require the permanent Postsecondary Education Working Group to hear from additional stakeholders including students, the Kentucky Higher Education Assistance Authority and other public policy experts.

- (b) CPE Response: Again, the regulation implements the comprehensive funding model for allocation of general fund appropriations to public universities and further outlines the formula for distributing those funds beyond what the statute provides. CPE believes it is most appropriate to keep the regulation within that scope. However, we firmly agree that public understanding and stakeholder engagement are of utmost importance to the success of the funding model and appreciate the Kentucky Center for Economic Policy's comments and suggestions in that regard. As such, after its April 1st certification to the Office of State Budget Director of the amount to be distributed to the public universities and KCTCS as determined by the model, CPE will publish all elements of the formula, including data elements, dollar distributions in each category, and amounts certified, on its website. In addition, when the workgroup outlined in KRS 164.092(11) is convened to provide

recommendations for the funding model moving forward in FY 2020-2021, the Council plans to engage outside stakeholders and experts. We welcome your input on ways those engagements could be best facilitated.

#### Summary Action Taken By Promulgating Agency

The public hearing on this administrative regulation was cancelled; however, written comments were received. CPE responded to these comments and will not be amending the administrative regulation.

**STATEMENT OF CONSIDERATION  
Relating to 13 KAR 2:130  
(Not Amended After Comments)**

I. A public hearing on 13 KAR 2:120, scheduled for August 23, 2017, at 10:00am at the Council on Postsecondary Education (CPE) was canceled; however, written comments were received during the public comment period.

II. The following people submitted written comments:

<u>Name and Title</u>	<u>Agency/Organization/Entity/Other</u>
Brigitte Blom Ramsey, Executive Director Perry Papka, Senior Policy Director	Prichard Committee for Academic Excellence

III. The following people from the promulgating administrative body responded to the written comments:

<u>Name and Title</u>
Travis Powell, General Counsel and Associate Vice President, Council on Postsecondary Education

IV. Summary of Comments and Responses

(1) Subject Matter: Transparency of Funding Model and Data

(a) Commentator: Brigitte Blom Ramsey and Perry Papka

Comment: We encourage the Council to amend the proposed regulations to require that the funding model and its data elements be made publicly available by a date certain annually on CPE's web-site.

(b) CPE Response: The regulation implements the comprehensive funding model for allocation of general fund appropriations to KCTCS institutions and further outlines the formula for distributing those funds beyond what the statute provides. CPE believes it is most appropriate to keep the regulation within that scope. However, we firmly agree that public understanding and stakeholder engagement are of utmost importance to the success of the funding model and appreciate the Prichard Committee's comments and suggestions in that regard. As such, after its April 1<sup>st</sup> certification to the Office of State Budget Director of the amount to be distributed to the public universities and KCTCS as determined by the model, CPE will publish all elements of the formula, including data elements, dollar distributions in each category, and amounts certified, on its website.

(2) Subject Matter: Transparency of Funding Model and Data

(a) Commentator: Brigitte Blom Ramsey and Perry Papka

Comment: We also encourage the Council to amend the proposed regulations to make publicly available the report of the results and recommendations of the permanent working group every three years by a date certain in each review year.

(b) CPE Response: See response 1(b). In addition, CPE will also publicize the recommendations of the Working Group when those have been submitted. Workgroup meetings will be public as well along with any materials provided at those meetings and we hope that representatives from the Prichard Committee will attend.

(3) Subject Matter: Implementation and Review of Comprehensive Funding Model

- (a) Commentator: Brigitte Blom Ramsey and Perry Papka

Comment: We encourage the Council to amend the proposed regulations to require the permanent working group hear from other stakeholders such as students, business and civic leaders, and other public policy experts—including from the Kentucky Higher Education Assistance Authority (KHEAA) and the Kentucky Center for Education and Workforce Statistics (KCEWS)—to provide depth on issues of affordability, access and data analysis.

- (b) CPE Response: Again, the regulation implements the comprehensive funding model for allocation of general fund appropriations to KCTCS institutions and further outlines the formula for distributing those funds beyond what the statute provides. CPE believes it is most appropriate to keep the regulation within that scope. However, when the workgroup outlined in KRS 164.092(11) is convened to provide recommendations for the funding model moving forward in FY 2020-2021, the Council plans to engage outside stakeholders and experts. We appreciate the Prichard Committee’s support in that endeavor and welcome input on ways those engagements could be best facilitated.

- (4) Subject Matter: Ambitious Statewide Goals & Respect for Institutional Missions

- (a) Commentator: Brigitte Blom Ramsey and Perry Papka

Comment: We encourage the Council to include by reference in the proposed regulation the statewide attainment goal adopted by CPE in the 2016-2021 Strategic Agenda for Postsecondary and Adult Education.

- (b) CPE Response: Again, the regulation implements the comprehensive funding model



for allocation of general fund appropriations to KCTCS institutions and further outlines the formula for distributing those funds beyond what the statute provides. CPE believes it is most appropriate to keep the regulation within that scope. However, we appreciate the Prichard Committee’s recognition and support of the Strategic Agenda and the statewide attainment goal.

(5) Subject Matter: Ambitious Statewide Goals & Respect for Institutional Missions

(a) Commentator: Brigitte Blom Ramsey and Perry Papka

Comment: We encourage the Council to include in the proposed regulation an evaluation every three years—at a minimum—of the effect of the model on key principles, including:

- Access—Ensuring that high-quality postsecondary educational opportunities remain inclusive of all Kentucky students.
- Affordability—Cost to students and families has not been included explicitly as a component of the funding model, yet affordability remains a significant barrier for many. The impact of the funding model on tuition, as well as state and institutional financial aid, is critical to more adequately link the financial components of postsecondary education.
- Quality—Assessing quality presents significant challenges, but the review process should consider potential measures—such as student learning and engagement and post-graduate outcomes—on which a future framework can be built.

(b) CPE Response: As stated above, the regulation implements the comprehensive

funding model for allocation of general fund appropriations to KCTCS institutions and further outlines the formula for distributing those funds beyond what the statute provides. CPE believes it is most appropriate to keep the regulation within that scope. However, and CPE agrees that the items listed should be considered in the review of the model by the Working Group. While access and affordability are subject to quantitative measurement, quality metrics are quite limited and often subjective. CPE is, however, pursuing the development of objective assessments of quality and intends to recommend to the Working Group inclusion of this metric in the funding model once the methodology is fully developed. As with the comment regarding stakeholder engagement, we appreciate your support in that endeavor and welcome further input on how to best facilitate the evaluation of the model's impact on those three principles.

(6) Subject Matter: Priority Populations & Fields of Study

(a) Commentator: Brigitte Blom Ramsey and Perry Papka

Comment: We encourage the Council to amend the proposed regulations to give priority populations equal or higher relative weights in the funding model compared to types of degree fields.

(b) CPE Response: The funding models described in the KRS 164.092 and the proposed regulation, including the structure, components, and weighting, aligns with the models described in the report issued by the Postsecondary Education Working Group convened as directed by the 2016-2018 Executive Branch Budget Bill (HB 303). The final models supported by the Working Group are the product of extensive

discussion and negotiation around all aspects of the model, but particularly the final metric weights. CPE supports the final decision of the Working Group and believes that the weighting in the model adopted provides appropriate incentive for improvement in the various areas of production based on a variety of factors. The percentage weights, viewed without any other context, do not necessarily reflect a certain priority. Total degree production in each area varies dramatically making increases (or decreases) in some more impactful than others. CPE will review the weighting with the Working Group in FY 2020-2021 to determine if adjustments should be recommended at that time. Stop loss and hold harmless provisions in the first three (3) years of model operation will provide an opportunity to study the model and learn what behaviors may need more or less incentive while protecting against large scale movements in institutional funding allocations.

(7) Subject Matter: Priority Populations & Fields of Study

(a) Commentator: Brigitte Blom Ramsey and Perry Papka

Comment: We encourage the proposed regulations be amended to include a STEM-H definition that establishes a process by which degree fields will be classified, that justification is inclusive of more criteria than high salaries, and includes STEM educators in primary and secondary education to align with high demand.

(b) CPE Response: STEM+H degree fields are reviewed annually by CPE staff and campus academic officials as part of the revision process to the Council's Comprehensive Database Reporting Guidelines. Among the criteria evaluated are the percent of program requirements, including educator preparation programs, that are

comprised of science, technology, engineering, mathematics or health-related courses and curricula. The ongoing addition of programs and modifications of existing programs along with the often-changing federal program classification system support the need for flexibility in the list of STHM+H degrees included in the model. CPE will make public the most current list.

(8) Subject Matter: More Heavily Weighting Metrics for Low-income and Minority Students

(a) Commentator: Jason Bailey and Ashley Spalding

Comment: The recent book *Performance Funding for Higher Education* describes how performance funding can lead to unintended consequences such as reduced access to higher education for less advantaged students, among other negative impacts, even when degree attainment is weighted for at-risk students. One way of preventing such unintended consequences is to heavily weight student success outcomes for low-income and underrepresented minority students in order to incentivize institutions to enroll and support these students as they work toward degrees. While the performance funding model does indicate specific metrics for degree attainment for low-income and minority students, the weights are low and may not provide enough incentive in the context of the other metrics. We encourage the Council to include in the proposed regulations heavier weights for low-income and underrepresented minority students.

(b) CPE Response: The funding models described in the KRS 164.092 and the proposed regulation, including the structure, components, and weighting, aligns with the

models described in the report issued by the Postsecondary Education Working Group convened as directed by the 2016-2018 Executive Branch Budget Bill (HB 303). The final models supported by the Working Group are the product of extensive discussion and negotiation around all aspects of the model, but particularly the final metric weights. CPE supports the final decision of the Working Group and believes that the weighting in the model adopted provides appropriate incentive for improvement in the various areas of production based on a variety of factors. The percentage weights, viewed without any other context, do not necessarily reflect a certain priority. Total degree production in each area varies dramatically making increases (or decreases) in some more impactful than others. CPE will review the weighting with the Working Group in FY 2020-2021 to determine if adjustments should be recommended at that time.

(9) Subject Matter: Strengthening Evaluation - Specific Outcomes to Measure and Evaluate

(a) Commentator: Jason Bailey and Ashley Spalding

Comment: The formal review process established in Senate Bill 153 to occur every three years is another way to address unintended consequences of the model, though after they occur. It is important for details to be added to the proposed regulations about the evaluation. We encourage the Council to specify in the proposed regulations that the review will address key outcomes that include the impact of the model on access to higher education for all Kentucky students — including low-income and underrepresented minority students — and college affordability.

In addition to the access issues we've described previously, the model could also end up putting pressure particularly on the smaller institutions like Morehead State University, that are the most disadvantaged in the model, to raise tuition more than they would have otherwise, which would also reduce access.

- (b) CPE Response: The regulation implements the comprehensive funding model for allocation of general fund appropriations to public universities and further outlines the formula for distributing those funds beyond what the statute provides. CPE believes it is most appropriate to keep the regulation within that scope. As stated above, CPE will review the weighting with the Working Group in FY 2020-2021 to determine if adjustments should be recommended at that time. Stop loss and hold harmless provisions in the first three (3) years of model operation will provide an opportunity to study the model and learn what behaviors may need more or less incentive while protecting against large scale movements in institutional funding allocations. These protections also provide an opportunity to evaluate model operation to see if it would have disproportionately affected smaller institutions and, if so, why. Based on that information and analysis, the Working Group may recommendations accordingly.

(10) Subject Matter: Strengthening Evaluation - Transparency and Inclusion of Additional Stakeholder Perspectives

- (a) Commentator: Jason Bailey and Ashley Spalding

Comment: Building transparency into the review process would also strengthen the evaluation, and we encourage the Council to amend the regulations to require the

report of results and recommendations be made publicly available by a certain date in each review year. Building in public reporting of data elsewhere in the performance funding process — for instance, in non-review years — would also be beneficial.

We also encourage the Council to amend the proposed regulations to require the permanent Postsecondary Education Working Group to hear from additional stakeholders including students, the Kentucky Higher Education Assistance Authority and other public policy experts.

(b) CPE Response: Again, the regulation implements the comprehensive funding model for allocation of general fund appropriations to public universities and further outlines the formula for distributing those funds beyond what the statute provides. CPE believes it is most appropriate to keep the regulation within that scope. However, we firmly agree that public understanding and stakeholder engagement are of utmost importance to the success of the funding model and appreciate the Kentucky Center for Economic Policy's comments and suggestions in that regard. As such, after its April 1st certification to the Office of State Budget Director of the amount to be distributed to the public universities and KCTCS as determined by the model, CPE will publish all elements of the formula, including data elements, dollar distributions in each category, and amounts certified, on its website. In addition, when the workgroup outlined in KRS 164.092(11) is convened to provide recommendations for the funding model moving forward in FY 2020-2021, the Council plans to engage outside stakeholders and experts. We welcome your input

on ways those engagements could be best facilitated.

#### Summary Action Taken By Promulgating Agency

The public hearing on this administrative regulation was cancelled; however, written comments were received. CPE responded to these comments and will not be amending the administrative regulation.



## CPE President's Report to the Council

### Upcoming campus tours set this fall; highlights mark busy summer

---

I am looking forward to completing the last leg of my campus tours this fall. Some of you might remember that I began these daylong campus visits a few years ago, and it has been my personal commitment to complete them. I'll be at Somerset Community College on Sept. 28 and at Southeast Community and Technical College in Harlan Nov. 9. These visits are great opportunities to learn more about each campus and to engage in discussions with key business and workforce leaders, legislators, campus leadership, faculty and staff, and students. The campus tour at Big Sandy Community and Technical College will be scheduled in the very near future. We are also working to schedule legislative meetings in conjunction with several of our campuses.



Over the summer, I represented the Council at the annual meetings of the Southern Regional Education Board (SREB) and the State Higher Education Executive Officers (SHEEO). I also served as a panelist for the National Council for Community and Education Partnerships (NCCEP) convening, which is the organization of our GEAR UP program, and as a panelist for the Kentucky Center for Education and Workforce Statistics (KCEWS) conference. A very special highlight was celebrating the Prichard Committee's Student Voice Team's five-year




*Bob King (center) at the NCCEP convening.*

anniversary. Other activities included attending the opening session of the Kentucky Association of School Administrators (KASA) Leadership Institute and visiting the Southwestern Ohio Council for Higher Education (SOCHE).

### Council releases ‘Kentucky Transfer Student Feedback Report’

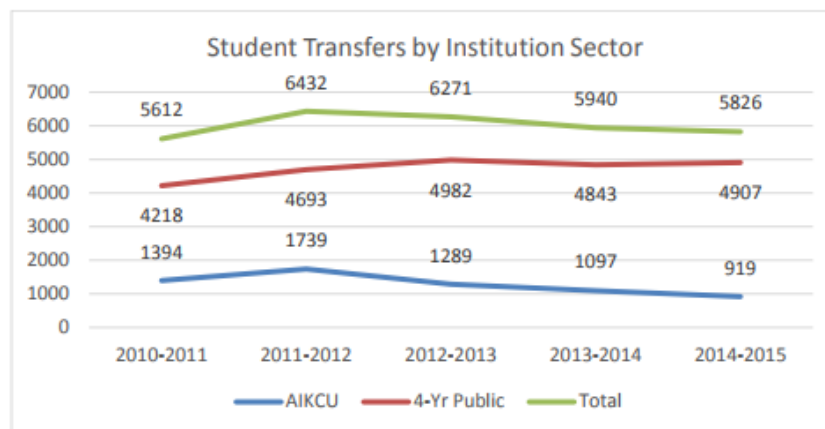
The Council is pleased to announce the release of the new “Kentucky Transfer Student Feedback Report.” The report focuses on two-to-four-year transfers (or first-time transfers) between the 2010-11 and 2014-15 academic years. The analysis provides data on where students transfer, what majors they pursue, and their retention and graduation rates at four-year institutions.



Highlights from the report include:

- Transfers, overall, have risen slightly. Of those, 84 percent were transfers to four-year institutions; 20 percent of all transfers originated from Bluegrass Community and Technical College.
- Close to one-third of transfer students transferred with 60 or more credit hours; only 15 percent of this number obtained associate degrees before transferring.
- The most popular major for students after transferring was health professions and related programs (16 percent). Other popular majors include business, management, marketing and related support services, education, and public administration and social service professions.
- The retention rates, one year after transfer, were 84.5 percent for those attending public institutions and 78.7 percent for those attending AIKCU institutions.

The report, which includes institution-specific findings, as well as summary data for all of KCTCS, is available at <http://cpe.ky.gov/data/index.html>.



## **Adult learners: “You can finish. We will help.”**

---

The Council and the public four-year campuses will sponsor a two-week promotion aimed at recruiting former students back to college to finish their bachelor’s degrees. Through the statewide Project Graduate program, campuses will reach out to former students and offer incentives and numerous student services to encourage them to return. The Council will develop templates for campus use, [videos](#), a social media campaign and public service announcements. The promotion will begin Oct. 28 and run through Nov. 10.



*Statewide Project Graduate Committee, 2016.*

Project Graduate is the winner of the 2012 Noel-Levitz Retention Award for Excellence. The primary components of the Project Graduate model include one statewide brand for all public institutions and campus advocates who provide high-touch services and incentives that vary by campus.

## **Council enhances Kentucky Career Center’s website**

---

CPE is pleased to announce the addition of college degree and skill-training requirements to Focus Explorer, Kentucky’s source for career advancement options. The Kentucky Education and Workforce Development Cabinet’s website, located at <https://focuscareer.ky.gov/>, provides real-time information on high-demand jobs in Kentucky.

This new resource will help college and career advisors assist students with the following:

- What are the salaries, hiring trends and employers for the careers a student is seeking?
- What additional skills training or educational credentials should the student pursue?
- Which degree or certificate program should the student enroll in to qualify for those positions?
- Where can the student find programs that fit their academic needs?

The website requires an account to view all available information; however, users may select “Explore options without registering” to proceed with limited access.

## Kentucky Commissioner of Education Report

The following is a report from Dr. Stephen Pruitt, Commissioner of the Kentucky Department of Education.

### **Consolidated State Plan Under the Every Student Succeeds Act Released for Public**

**Comment:** On Wednesday, August 16, the Kentucky Department of Education (KDE) released the current draft of its Consolidated State Plan Under the Every Student Succeeds Act for public review and comment. The comment period will be open until close of business on September 5. Additionally, a copy was delivered to Governor Bevin on Monday, August 14, to allow for a 30-day review period as required by the U.S. Department of Education (USED). The plan must be submitted to USED by September 18.

- To access the KDE press release announcing the release of the plan, visit <https://education.ky.gov/comm/news/Pages/default.aspx> and access the Aug. 16, 2017 release number 17-102.
- The plan itself can be found at: <http://bit.ly/2wglyAn>.

We welcome everyone's review of the plan and if you have comments, email them to [KyEdListens@education.ky.gov](mailto:KyEdListens@education.ky.gov).

### **Kentucky Board of Education Approves Regulation on New Accountability System on**

**August 23:** On Wednesday, August 23, the Kentucky Board of Education unanimously approved 703 KAR 5:270, Kentucky's accountability system. This was the third reading of the regulation, which has been given careful study and deliberation. The regulation and materials associated with it can be found on the board's online materials system at <https://education.ky.gov/KBE/meet/Pages/default.aspx>. It will now go through the public hearing and legislative committee review processes.

Also at this meeting, the board conducted the first reading of four charter schools regulations. These are found at the same link listed above for the online materials system under Item IV. The second reading of the charter schools regulations is scheduled to occur at the board's October meeting.

**Board Elects New Chair and Vice-Chair for 2017-18:** On August 3, Mary Gwen Wheeler was elected as chair of the Kentucky Board of Education for the upcoming year. Wheeler has served on the board since 2010, representing Supreme Court District four. She serves as the Executive Director of 55,000 Degrees in Louisville, which is a multi-sector partnership focused on improving education attainment. Rich Gimmel was elected as vice-chair. Gimmel has served on the board since 2016 as one of four at-large members. He is chairman of Atlas Machine and Supply, Inc., which also provides an apprenticeship program for student machinists.

**Next Kentucky Board of Education Meeting:** October 3-4, 2017

## Committee on Equal Opportunities

The Committee on Equal Opportunities met on July 20-21, 2017, at the Council offices in Frankfort. Each of the four-year and two-year college and universities presented their diversity plans; the CEO and Council staff provided subsequent feedback. Some unique strategies from a few of the plans include:

- University of Louisville: Living learning community for African American males.
- Big Sandy Community and Technical College: Encouraging students, faculty, and staff to participate in DNA testing to stimulate conversations at various venues and activities throughout the year.
- Jefferson Community and Technical College: Rise Together Jefferson partnership in Louisville neighborhoods with low educational attainment rates.

Further Institutional Diversity Plan Development and Review and review will continue:

- August-September-review and approval by campus boards of trustees
- November 2, 2017-individual plans approved by the Council
- Fall 2017-plan implementation
- March, 2019-year one campus reports due to CPE

Additional initiative/program developments to report include:

- Governor's Minority Student College Preparation Program: Planning begins for the 2018-19 fiscal year with the creation of an advisory group to explore the feasibility of creating a residential summer program for URM middle school students which will include comprehensive programming (academic, interdisciplinary, social, community service).
- Academic Leadership Development Institute: Final session will be held in conjunction with the Council meeting in November in Elizabethtown. A graduation ceremony is planned.

# AIKCU GOOD NEWS

The Association of Independent Kentucky Colleges & Universities

## **Around 200 attend June AIKCU Teaching, Learning, and Technology Conference**

This summer's **AIKCU Teaching, Learning, and Technology Conference** at Asbury University proved to be the biggest version of AIKCU's largest annual event. Around 200 AIKCU staff and faculty attended, hearing keynotes from Goucher College president Jose Bowen and UK's Gerry Swan and participating in sessions throughout the day focused on information technology, learning technology, and library technology. AIKCU member faculty and staff attend this valuable professional development at no cost thanks to the generosity of AIKCU's technology partners.

## **University of the Cumberlands hosts legislative meeting**

University of the Cumberlands opened their campus to visiting legislators, LRC staff, and others for the August 28 meeting of the Interim Joint Committee on Education. Thanks to everyone at UC who made the day great.

## **AIKCU partners with College Consortium to help members explore academic sharing**

AIKCU recently announced a new academic-focused partnership with the College Consortium, an education technology company that provides a platform for non-profit, regionally accredited private colleges to share a range of academic courses and programs. AIKCU and College Consortium hosted an introductory webinar for administrators and academic leaders in July and discussions on how this can work for individual AIKCU member campuses are ongoing. Learn more about College Consortium at <https://www.collegeconsortium.org>.

## **Centre SGA President represents AIKCU students on Board of Student Body Presidents**

Kirby Fitzpatrick, a senior mathematics major and president of the Student Government at Association at **Centre College**, has been appointed to represent AIKCU students on the Board of Student Body Presidents of Kentucky.



"I feel honored to be the voice of Kentucky's private colleges and universities on the Board of Student Body Presidents," she said. "Kentucky's private colleges offer so much to the commonwealth, and I am excited to bring the ideas and perspectives of the smaller schools to the table."

## **Select campus news highlights**

**Berea College** was ranked the #1 liberal arts college in the country by *Washington Monthly*. **Georgetown College** has its largest freshman class in 6 years. **Centre College** has a record-breaking first-year class of 403 students. **Bellarmino University** recently completed a transformative \$100 million capital campaign. **UPIKE-KYCO (KY College of Optometry)** faculty member and assistant dean Cliff Caudill, O.D was named the Kentucky Optometrist of the Year. **Kentucky Wesleyan College** continues to build partnerships benefiting students, most recently with the WKU Gordon Ford College of Business and UK College of Medicine.



www.eku.edu

# CPE REPORT

Eastern Kentucky University News for the Council on Postsecondary Education




## KIDD STATUE TO BE UNVEILED SEPTEMBER 23

EKU will unveil a statue of College Football Hall of Fame coach Roy Kidd on Saturday, Sept. 23. The statue of the man whose teams won 314 games will be located in the north end zone, overlooking the field at Roy Kidd Stadium. It was completed using private funds that have been donated specifically for the project over the last two years.

Public viewing of the statue will begin at 3 p.m.; at 6 p.m., the Colonels host Tennessee Tech on the gridiron.

Kidd retired from his coaching duties at EKU, his alma mater, after the 2002 football season. At the time he was the sixth all-time winningest coach in NCAA Division I history (FBS and FCS). He coached the Colonels for 39 years, compiling a 314-124-8 (.705) overall record.

The National Football Foundation and College Hall of Fame inducted Kidd into the College Football Hall of Fame in 2003.



Players hoist Coach Kidd after his 300th victory at EKU in 2001.

## GIFT SPURS SOLAR PANELS, SCIENCE SCHOLARSHIPS

Aided by a visionary graduate who retired from a successful career in research and development with Procter and Gamble, an effort is underway at EKU to provide "Photons for the Future."

By literally "plugging into" a drive to install solar panels at EKU's new Science Building and elsewhere around campus, alumni and friends can help the University on its path to energy savings and, eventually, carbon neutrality.

Dr. Gary Booth, class of 1962, a former vice president of research at P & G, recently contributed \$25,000 as a lead gift to fund the purchase and installation of the first 25 solar panels of a 100-plus solar array at the Science Building. He immediately followed the initial gift with a \$5,000 donation toward funding the first group of Photon Fellows, recipients of the Photons for the Future Scholarship, with the intent that future funding for the scholarship come from the savings realized by the solar array and gifts from alumni and others.

The EKU College of Science and the Department of Chemistry partnered with the Center for Economic Development, Entrepreneurship and Technology (CEDET), the EKU Office of Sustainability and Facilities Services and Capital Planning, as well as Wilderness Trace Solar in Danville – a solar panel provider in the University's service region – to make Booth's vision a reality.



## BENSON NAMED TO AGB COUNCIL OF PRESIDENTS



EKU President Michael Benson was named this year as the lone representative of a Kentucky college or university on the 29-member Council of

Presidents of the Association of Governing Boards of Universities and Colleges. His term will extend three years, with a maximum of two successive terms.

He is also serving on the American Association of State Colleges and Universities (AASCU) Task Force on University Partnerships, which is looking at what comprises successful partnerships in the broadest possible terms.

## “WE ARE ALL RECRUITERS ... GRADUATORS.”

“We are all recruiters, we are all retainers, and we are all ‘graduates.’”

That was the message from ECU President Michael Benson at his yearly convocation address to employees.

Benson updated faculty and staff on the status of campus revitalization projects and offered a glimpse at his priorities as construction and renovation projects wind down. Those priorities include increasing enrollment and refocusing on student success, which have always been top priorities for the University, but have taken on extra importance with the implementation of performance-based funding.

“As an institution, we need to have laser-like focus. We need to be well-positioned – now and moving forward – to take advantage of this new model,” Benson said.



## ANOTHER RECORD YEAR FOR PRIVATE SUPPORT

Scholarships that support the University’s commitment to student success and result in improved retention and graduation rates. A helping hand for underrepresented minority students. An innovative green energy initiative at the new Science Building. An endowed professorship in music. Improved athletic facilities.

Those are just a few of the outcomes of another record year for private support at ECU, which concluded Fiscal Year 2017 with \$9.2 million in gifts and commitments, its second consecutive year with an all-time high. Included in that total are record annual amounts for scholarships, WEKU radio and Colonel athletics.

Perlick is especially pleased with the increase in support for student scholarships. “This came through a combination of increased annual scholarships, as well as strong endowment returns in recent years,” he said. “Taken together, we provided a record amount in private scholarship support. This plays a meaningful role in enabling ECU students to persist to graduation at record rates.”

In fact, the largest single commitment this past year was \$1.25 million from an anonymous donor for scholarships in science and mathematics. In all, the ECU Foundation funded 1,151 scholarships in FY 17, with just over \$1 million disbursed to deserving students.

## ALL “A” CLASSIC RETURNING TO EASTERN FOR 2018-20

The Kentucky All “A” Classic is coming back to ECU.

Eastern hosted the small-school basketball tournament for boys’ and girls’ teams from 1991 to 2011. The Frankfort Convention Center has hosted the event the past six years.

The decision was announced on Saturday, Aug. 12, at a news conference at Alumni Coliseum, which will serve as the event venue.

“We are very pleased that the Kentucky All ‘A’ Classic statewide basketball tournament is returning to Richmond and ECU for the 2018, 2019, and 2020 seasons,” said Stan Steidel, chair of the All “A” board. “The efforts of Eastern Kentucky University, the City of Richmond, Richmond Tourism and the Chamber of Commerce have made this event possible. The Kentucky All ‘A’ Classic is appreciative of this partnership, and we look forward to renewing our proud tradition in Richmond and ECU.”

The 120 smallest schools in the Commonwealth will vie to compete in the annual Classic. Thirty-two teams, cheerleaders, students, school personnel, fans and others will converge on Richmond for the five-day event, which next year will be held Jan. 24-28. It is expected to attract more than 30,000 to the ECU campus and surrounding communities.



# KCTCS GOOD NEWS REPORT

HIGHER EDUCATION BEGINS HERE

AUGUST 2017



## JEFFERSON COMMUNITY & TECHNICAL COLLEGE OPENS NEW CAMPUS AT CARROLLTON

After more than three decades in Carrollton, Jefferson Community and Technical College (JCTC) finally has its own campus to call home. Kentucky Secretary of Education and Workforce Development Hal Heiner joined Kentucky Community and Technical College System (KCTCS) President Jay Box, JCTC President Ty Handy and several local and state leaders in officially opening the 30-acre educational hub situated adjacent to General Butler State Park.

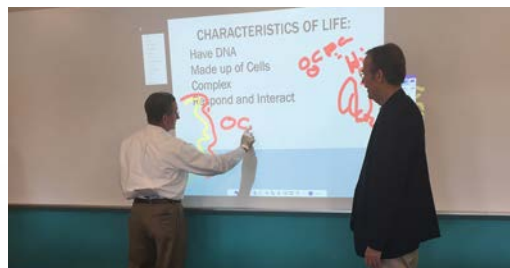
The Leed Certified, energy efficient structure represents the coming full circle of the Carrollton higher education learning experience. Classes were first held at a strip mall on Highway 227 decades ago before moving to a hundred-year-old building that was formerly a department store. The college now returns to Highway 227, but this time on its own property.

“Jefferson has been a part of the fabric of this community for so many years, and we are proud to be changing the landscape both figuratively and literally,” Handy said. “We are growing the offerings, which lead to the careers that make our area of the commonwealth more prosperous, thereby making Kentucky more prosperous.”

Completion of the project was a true community effort. The Carrollton College Educational Foundation, Inc., led by its president and Jefferson Board of Directors member Dennis Goff, worked for years to gain fiscal support for the project. KCTCS pledged \$12 million to the construction, but matching funds were also needed. A BuildSmart Steering Committee propelled by Ruth Baxter, former county judge Harold “Shorty” Tomlinson and numerous community leaders, raised an additional \$4 million for a 25 percent match.



KENTUCKY COMMUNITY & TECHNICAL COLLEGE SYSTEM



A robotic arm cut the ribbon alongside area dignitaries to celebrate the new \$16 million, 48-thousand-square-foot facility, which houses more than \$2 million in high-tech equipment for the college's electrical engineering, applied process technology and welding programs. The Carrollton Campus also offers courses that transfer to state universities for students pursuing bachelor's degrees and other credentials.

"As the job market requires employees to be more educated, and the world market requires Kentucky to be more competitive, it's imperative that we continue to invest in projects like the Carrollton Campus," Box said. "It's all about helping students get the education they need so they can have better lives. This leads to a better community and a better Kentucky."

## KCTCS SETS NEW RECORD NUMBER OF GRADUATES AND CREDENTIALS AWARDED

The Kentucky Community and Technical College System (KCTCS) has set a new record for number of graduates and credentials awarded.

For the 2016-17 academic year, 16,146 students graduated from KCTCS, which is an increase of 9 percent over the previous year. The prior record of 15,958 was set in 2013-14.

The total number of credentials, 34,502, increased by 12 percent over the prior year. Associate degrees were up 3 percent, diplomas 23 percent and certificates 16 percent.

"This clearly demonstrates our commitment to ensuring students complete the programs they start, which will lead them to better jobs and a better life," said KCTCS President Jay K. Box. "This is a significant achievement for us because these increases occurred during a period of lower enrollment, which was due to lower unemployment and other economic factors."

Some of the reasons for the record numbers include an increased emphasis on shorter-term credentials that lead to high demand jobs, and students better understanding the value of embedded certificates that can be included in associate degrees.





SEPTEMBER 2017

## KENTUCKY STATE UNIVERSITY WAS RECENTLY NAMED ONE OF THE

**50** **BEST HISTORICALLY BLACK COLLEGES AND UNIVERSITIES (HBCUS)**  
 by College Choice, a leading authority in college and university rankings.

College Choice ranked Kentucky State as the 38th best HBCU in the nation.

“If you want to go to an HBCU that prioritizes students first, then you should look at Kentucky State University (KSU),” according to the College Choice rankings. “Its student-centered philosophy says, ‘In everything we do, our students come first.’ The school also values social responsibility, ethical conduct, and excellence and innovation.”

President M. Christopher Brown II has a proven record of promoting student friendly and community focused campus learning environments. He has assembled a talented leadership team with years of demonstrated outcomes. Brown’s success of record enrollments at Fisk, Alcorn State University and Southern University A&M College reveals his strength of turning around declining enrollments.

Prior to Director of Admissions Justin Mathis arrival at Kentucky State, freshmen registered for the Fall 2017 semester peaked at 194. On Saturday, Aug. 12, Kentucky State welcomed a record number of new freshmen and secured overflow housing to accommodate the influx of students.

The rankings also noted that Kentucky State respects and embraces diversity.

“As a public institution, we are dedicated to excellence in all things including access and affordability,” Kentucky State University President M. Christopher Brown II said. “Our campus environment boasts a deep understanding of various cultures

from around the world. We are teaching one another to not only appreciate differences, but to respect and celebrate them. The diversity of program offerings and rigor provides quality learning and engagement opportunities that allow our students to make an impact in Kentucky and globally. Additionally, I’m excited to welcome our new and growing freshmen class. The repositioning of our brand is attracting more talented students.”

Whitney M. Young, Jr., Civil Rights leader and former executive director of the National Urban League, was noted as a famous alumnus, as was Yingluck Shinawatra, the former prime minister of Thailand.

“There are over 100 HBCUs in the United States, and they have had an outsized influence on the entire country,” Christian Amondson, Managing Editor of College Choice, said of the ranking. “Luminaries like Ida B. Wells-Barnett, W.E.B. DuBois, Zora Neale Hurston, and Dr. Martin Luther King Jr. all attended HBCUs. But it’s not by sticking only to an elite group that HBCUs have produced such amazing thinkers and leaders. In fact, half of all HBCUs have a freshman class with three-quarters of their students from low-income backgrounds.”

According to its website, College Choice developed its list by looking at traditional metrics of institutional excellence such as student-to-faculty ratio, incoming student test scores, and regional accreditation according to data from the National Center for Education Statistics and U.S. News & World Report. College Choice also incorporated data on return on investment, or the difference between tuition costs and expected early career salary, found on Payscale.

# SONIA SANDERS

## PROMOTED TO ASSISTANT VICE PRESIDENT FOR PUBLIC ENGAGEMENT AND COMMUNITY OUTREACH



President M. Christopher Brown II is pleased to announce the promotion of Sonia Sanders from executive assistant to the president to assistant vice president for public engagement and community outreach, effective immediately.

The vice president for public engagement and community outreach is a senior level administrative position supporting the vice president for institutional advancement

and alumni affairs, says President Brown.

“Ms. Sanders is the right person to inspire all of our constituent groups to collaborate for the best outcomes for Frankfort, surrounding communities, Kentucky State and the state of Kentucky,” President Brown said. “As a key member of the leadership team, I am confident that she is committed to and will foster ongoing efforts to accomplish the institution’s mission and goals while promoting a high-performance culture that energizes and engages our work in outreach and public engagement.”

For several months, Sanders took on extra responsibilities as acting director of campus auxiliary services. She successfully managed and scheduled community events that showcased and utilized Kentucky State’s facilities.

With the eventual closure of Frankfort’s Convention Center, she is working diligently with stakeholders to secure space on Kentucky State’s campus.

“It is crucial for Kentucky State to fulfill the need for space so we can bridge the gap in keeping tourism revenue for our city and county stakeholders,” Sanders said.

President Brown applauded her initiative, “At its next meeting, the KSU Board of Regents will be voting to approve a Campus Space Utilization Policy and fee schedule developed under the leadership of Ms. Sanders.”

Sanders joined the institution in 2008 as an administrative assistant to the president.

Prior to joining the Thorobred nation, she held executive level positions in vehicle regulation, transportation and real estate. Sanders has over 30 years of executive management experience.

In 2004, Sanders was appointed by former Governor Ernie Fletcher as the Director of Motor Carriers. Within two years Sanders became Director of Motor Vehicle Licensing, Director of Driver’s Licensing, and Deputy Commissioner of the Department of Vehicle Regulation.

She has also served in leadership positions on numerous boards, commissions and committees. Among those appointments include appointment by Fletcher and former governor Paul Patton to the Kentucky Motor Carrier Advisory Committee, as a board member for the International Fuel Tax Agreement, a liaison for the Kentucky Circuit and County Clerks, as board chairperson and board member of the Kentucky Motor Transportation Association, as a representative on the American Association of Motor Vehicle Administrators, as a chairperson and secretary treasurer of Kentucky Motor Transport Association, and many, many other appointments.

Community and civic involvement have played a large role in her life, as well. She currently serves as chair of the Frankfort/Franklin County United Way Board of Directors and as vice chair of the Frankfort Tourist Commission. She has a long history with Kentucky Business & Professional Women, having served as state president, on the board, as president-elect, vice president, on the foundation board and as a parliamentarian. She was appointed by Patton to the Madisonville Community College Board of Directors and by Mayor William Cox to the Hopkins County Planning and Zoning Commission, among many, many other roles in the community.

Sanders says she is honored to serve Kentucky State in her new role and is looking forward to positioning and strengthening the University’s capacity as a fully engaged institution that facilitates the mutual exchange of ideas, resources and expertise.

“I am blessed to be able to serve Kentucky State and thrilled that I will work in an area I’m passionate about,” Sanders said. “Working together, we will champion a bold agenda to integrate community outreach and public engagement across a broad range of University initiatives including our teaching, research and public service activities to create a new engagement culture that will afford our faculty, staff, students and alumni opportunities to become involved in valuable campus-community partnerships.” Sanders is a native of Madisonville, Kentucky and a member of First Baptist Church Georgetown, Kentucky. She is a graduate of Leadership Madisonville and a recent graduate of Leadership Frankfort.



## Hal Rogers Fellowship for Technical Excellence announced

The Morehead State University Foundation and the Rajant Corporation have announced the establishment of the Hal Rogers Fellowship for Technical Excellence.

U.S. Rep. Rogers along with Dr. Joseph A. (Jay) Morgan, MSU president, Rob Schena, Rajant's co-founder and CEO, Jim Shaw, MSU vice president of advancement, Dr. Ben Malphrus, executive director of MSU's Space Science Center and Karen Kelly, Rogers' district director, all participated in a ceremony on Aug. 2 in Somerset.

"Both Congressman Rogers and the Rajant Corporation have been great supporters of Morehead State University. These fellowships in Congressman Rogers' name will go a long way in supporting our STEM students and will add to the strength of our programs," said Morgan.

The \$8,500 one-time fellowship will be awarded to an MSU sophomore. Space Science majors and Eastern Kentucky natives will be given first preference. Recipients will be required to perform 15 hours a week in a laboratory environment associated with their major.

The initial recipient is Jacob Taylor Schabert of Morehead. The Rowan County Senior High School

graduate is the son of Matthew Schabert and Jennifer Schabert. He spent the summer at NASA's Jet Propulsion Laboratory (JPL) at the California Institute of Technology in Pasadena, California. The JPL is the leading U.S. center for robotic exploration of the solar system.

"We couldn't be happier about our relationship with Morehead State University and the people of Eastern Kentucky. The graduates we have hired are smart, disciplined and hard working. The University and the community have prepared them well. Congressman Hal Rogers introduced us to Morehead and it's been one of the best things to happen to Rajant," said Schena.


Rajant, a pioneer in providing multi-frequency wireless solutions, is located in a 9,600-square-foot building on Main Street. The company chose to locate in Morehead because of MSU's nationally acclaimed Space Science Center.

Rajant partnered with MSU on a project that combines Rajant's radio meshing technology with MSU's state-of-the-art microsatellite (CubeSat) technology.



## **Craft Academy Class of 2019 arrives at MSU**

This year's class of Craft Academy for Excellence in Science and Mathematics arrived Sunday, Aug. 6, on the campus of Morehead State University. The Craft Academy for Excellence in Science and Mathematics was designed to meet the unique educational needs of academically gifted and talented high school juniors and seniors in the Commonwealth. A college-level curriculum allows students to finish high school while also completing up to two years of university coursework while living on campus.



“We are delighted to have these exceptional students and their families here on campus. The Craft Academy has added to Morehead State University’s rich history and is one of our distinguished programs,” said Dr. Joseph A. (Jay) Morgan, president. “The Academy could have never come to fruition without the inspiration and leadership provided by Sen. (Robert) Stivers, Rep. (Rocky) Adkins, the Kentucky General Assembly and through the generous support of Joe and Kelly Craft.”

The Craft Academy offers unique, project-based STEM+X courses that enrich educational experiences and develop competencies in entrepreneurship and innovation, design and creativity, and civic and regional engagement. Students live on campus in Grote-Thompson Hall, which has been remodeled with meeting and social space and 24/7 staffing. Counselors and advisors also are available.

## **MSU honors faculty, staff with awards**

Morehead State University honored four individuals during the University’s Fall Convocation on Wednesday, Aug. 9. The 2017 award recipients were Dr. Timothy Hare, professor of anthropology, Distinguished Faculty Service Award; Dr. Geoff Gearer, professor of biology, Distinguished Teacher Award; Dr. Janelle Hare, professor of biology, Distinguished Researcher; and Matt Collinsworth, senior director cultural outreach preservation education at the Kentucky Folk Art Center, Distinguished Staff Service Award.

## **Li named recipient of Al Smith Individual Artist Fellowship**

Morehead State University’s Dongfeng Li, associate professor of art, was one of six Kentucky artists to be awarded a \$7,500 Al Smith Individual Artist Fellowship from the Kentucky Arts Council for exemplifying excellence in their respective creative disciplines. The prestigious award, named in honor of former arts council board chair and Kentucky journalist Al Smith, recognizes professional artists who have reached a high level of achievement in their careers.

Li’s watercolor painting titled “Out of the Darkness and Into the Light” was accepted by the exhibition jurors for inclusion in the 147th American Watercolor Society Annual International Exhibition in New York. With his inclusion in the exhibition, Li became a signature member of the American Watercolor Society.



This past June, Murray State staff visited 2017 graduate Allen Stone at his residence in Henderson to confer his diploma. Stone, who has endured significant medical challenges, didn't let Guillain Barre Syndrome prevent him from graduating with a college degree. A video of Stone's courageous journey is available at <http://bit.ly/2wbcyNA>.

## ANNUAL EDUCATOR TRAINING PRODUCES RECORD NUMBER OF PARTICIPANTS

On June 13 and 14, Murray State University's College of Education and Human Services held its fifth annual College and Career Readiness Summit. A record-breaking number of attendees hailed from at least 310 schools from 78 districts across seven states, including Kentucky, Tennessee, Illinois, Indiana, Missouri, Ohio and Florida. This two-day event offered free professional development to teachers, counselors, school administrators and superintendents.

Sessions were taught by Murray State faculty and staff, K-12 educators from across the region and prominent figures in education, including New York Times bestselling author Ron Clark, who has been known as "America's educator" and was named Disney's American Teacher of the Year in 2000.

Kem Cothran, coordinator of Murray State's Teacher Quality Institute,

explained that the summit has become a professional development tradition in the area.

"Each year, I am inspired by the increasing number of participants and the continual desire of local educators to further hone their skills," shared Cothran.



Attendees pose with keynote speaker Ron Clark, as part of Murray State University's College and Career Readiness Summit, hosted by the University's College of Education and Human Services.

## MURRAY STATE ALUMNUS WINS PRESTIGIOUS GEORGIA POETRY PRIZE

The University of Georgia Press awarded Murray State University alumnus Christopher Collins the 2017 Georgia Poetry Prize.

Collins received his Master of Fine Arts in Creative Writing (Poetry) from Murray State in 2013, and he is currently pursuing a Ph.D. in literary nonfiction from the University of Cincinnati. His poetry collection, *My American Night*, will be published by the University of Georgia Press in 2018. As the winner of a national competition that celebrates excellence in poetry, Collins will receive a \$1,000 cash prize, and a publication contract with the University of Georgia Press. Collins will also be invited to read his work at three sponsoring institutions.



# PRIVATE SUPPORT FOR UNIVERSITY EXCEEDS \$7.2 MILLION IN FY17

Private support for Murray State University during the 2017 fiscal year indicates strong support of the University with more than \$7.2 million received in total gifts. At the close of the fiscal year, a total of 14,507 gifts were made to benefit the University.

“Private support is vitally important and allows for all of our academic programs to maintain high standards of rigor, relevance and excellence. We hold high expectations for our students, and these gifts help ensure that they have the opportunity to achieve their goals,” explained Murray State University President Bob Davies.

Dollars raised support nearly every area of the University, including student scholarships, academic research, campus improvements, study abroad activities, University Libraries, Racer Athletics and WKMS.

The University received several significant planned gifts during the last fiscal year, including the Eagle Rest Plantation valued at over \$2.6 million from Judge Jimmy Don Robinson. Additional gifts and pledges include more than \$1.9 million in support of the new Engineering and Physics building scheduled to open in fall 2017. Of the funds raised last year, more than \$1.6 million was given in support of student scholarships.

**WE HOLD HIGH EXPECTATIONS FOR OUR STUDENTS, AND THESE GIFTS HELP ENSURE THAT THEY HAVE THE OPPORTUNITY TO ACHIEVE THEIR GOALS.**

- DR. BOB DAVIES, MURRAY STATE UNIVERSITY PRESIDENT



## MURRAY STATE POLICE DEPARTMENT RECOGNIZED

Jamie Herring, chief of police for the Murray State University Police Department, was recently elected president of the Kentucky Association of University Law Enforcement Administrators. Jeff Gentry, assistant to the chief/major, was elected vice president. The department received their third five-year accreditation as well.



Pictured from left to right: Brandon Barnhill, chief of police, Paducah Police Department and President of the Kentucky Association of Chiefs of Police; Jeff Gentry, assistant to the chief/major, Murray State Police Department; Ryan Orr, sergeant, Murray State Police Department; Roy Dunaway, captain, Murray State Police Department; Jamie Herring, chief of police, Murray State Police Department; James Pendergraff, executive director of the Kentucky Association of Chiefs of Police.

## STUDENT ELECTED PRESIDENT OF NATIONAL YOUTH LEADERSHIP ORGANIZATION



Murray State University student Ella Fourqurean was elected president of the Junior Board of Team Purebred. Team Purebred is a national organization with over 3,000 members that hosts competitions, educational events and leadership events for youth interests in one of five breeds of swine.

Fourqurean is from Gracey, Kentucky and graduated with her undergraduate degree in animal science from the Hutson School of Agriculture in May. She began graduate study within the school this fall and is the student herdsman at the Murray State University Swine

Teaching Farm.

“I’m really thankful for this opportunity,” Fourqurean explained. “It’s a chance for me to use the communication and leadership skills I learned within the Hutson School of Agriculture and the hands-on swine production experience I’ve gained at the Murray State Swine Teaching Lab to educate the next generation of youth. I’m excited to travel the nation this next year to promote the great things within the Berkshire, Chester White, Hereford, Poland China and Spot breeds. It’s also a unique opportunity for me to promote the exceptional opportunities within the Hutson School of Agriculture and specifically the Murray State University Swine Teaching Lab. It’s going to be a great year.”



# DEPARTMENT OF GEOSCIENCES STUDENT, FACULTY MEMBER LEAD DEVELOPMENT OF NEW ONLINE CAMPUS MAP

**IT'S GREAT WHEN YOU HAVE SUPPORT FROM CAMPUS ADMINISTRATORS WHO RECOGNIZE THE POTENTIAL AND ALSO SEE THAT STUDENTS ARE BENEFITING FROM THIS.**

- MICHAEL BUSBY,  
GEOSCIENCES FACULTY MEMBER

The Murray State University department of Geosciences and Office of Branding, Marketing and Communication partnered on the development of a new

online campus map. The map, which lists more than 60 campus buildings and areas through modern mapping technology, serves as a valuable walking tour of Murray State's campus.

"It's fantastic to have an environment that is conducive to allowing students to develop skill sets they are learning in the classroom," said geosciences faculty member Michael Busby. "It's great when you have support from campus administrators who recognize the potential and also see that students are benefiting from this."



## FACULTY RECEIVE INAUGURAL GRANT AWARDS

Two Murray State University faculty members were recently selected as the first recipients of the Faculty Innovation Initiative grant, which provides initial project support to faculty across campus seeking to incorporate innovative approaches to student community engagement into their courses. Dr. Cindy Clemson of the College of Education and Human Services and Dr. Melony Shemberger of the Arthur J. Bauernfeind College of Business will each

implement their awarded funds during the 2017-18 academic year.

This initiative serves as a core pillar of the Giving Back Endowment, which was established by Dr. Bob Long and his wife, Patricia, to advance the understanding, appreciation and application of the principles of altruism, generosity, caring and service to others among Murray State students and faculty and across the Murray-Calloway County community.



Dr. Melony Shemberger



Dr. Cindy Clemson

## ALUMNA AND FORMER NASA DIRECTOR SUE DARNELL ELLIS RETURNS HOME



Sue Darnell Ellis returned to Murray State for a special lecture, titled "Creating Tomorrows by Dreaming Today," to share her insight and experiences with the campus and greater community.

Darnell Ellis attended Murray State, graduating with a bachelor's degree in mathematics and science in 1980 and later earned her master's degree in teaching (1984), along with multiple education certifications

and her Rank I in education administration (1987). Darnell Ellis began her professional career as a teacher, working in Marshall County and Paducah Independent Schools in Kentucky. In 1993, she joined NASA to coordinate teacher programming in all 50 states for the Aerospace Education Services Program and the National Network of Educator Astronaut Teachers. During her nearly 25-year career with NASA, she supported the implementation of national standards in science, math and technology. She also coordinated curriculum development, bringing aerospace education into thousands of classrooms.

Darnell Ellis' trip to Murray State also included several visits with students and coincided with the excitement surrounding the solar eclipse.





# GOLD RUSH

AUGUST 2017

NORTHERN KENTUCKY UNIVERSITY

## GO FIGURE

### 70+

Number of undergraduate majors offered at NKU

### 60,000

Number of Northern Kentucky University alumni to date

### 2,000+

Number of students who are enrolled as fully online majors



## NKU CINSAM EXPANDS STEM TEACHER TRAINING WITH DUKE ENERGY FOUNDATION GRANT

Northern Kentucky University's Center for Integrative Natural Science and Mathematics (CINSAM) received a \$75,000 grant from the Duke Energy Foundation to support educating middle school teachers as part of the Next Generation STEM Classroom Project 2.0 (NextGen STEM Project). STEM focuses on science, technology, engineering and mathematics.

As part of this project, 20 "NextGen STEM Fellows" from across Northern Kentucky attended CINSAM's first Summer Institute to develop teacher leaders in STEM. The institute was led by CINSAM's master teachers, Ella Bowling and Amber Carter.

"The Duke Energy Foundations is pleased to support programs, like the Summer Institute, that enhance our local schools by training teachers to educate other teachers on STEM," said Casey Ruschman, Duke Energy Foundation Manager.

The Summer Institute is a new element in CINSAM's year-round NextGen STEM Project. CINSAM educators travel to area school districts to provide professional development for teachers in the districts' own classrooms. The program incorporates best practices in science, technology, engineering and mathematics at the elementary and middle school levels.

"CINSAM has a great platform for modeling what phenomena-based learning looks like in the classroom and how to get our students actively engaged," said Brittany Leslie, Gray Middle School Teacher.

## COLLEGE CORNER

Northern Kentucky University gathered educators, researchers and innovators together to collaborate on the future of learning at the inaugural Research and Innovation Symposium for Education (RISE) event.

NKU hosted RISE in partnership with TutorGen, Northern Kentucky Cooperative for Education Services and the Northern Kentucky Education Council. The event provided opportunities for district and school leaders, teachers, researchers and innovators to talk about how technology is applied in the classroom and learn from each other.

**LEARN MORE:** <https://inside.nku.edu/coehs/beyond/rise.html>

**LEARN MORE:** [http://www.nku.edu/news/2017/06\\_28\\_17CINSAMDukeEnergyGrant.html](http://www.nku.edu/news/2017/06_28_17CINSAMDukeEnergyGrant.html)



## NKU'S SGA SENDS BANNER TO UNIVERSITY OF VIRGINIA

NKU's Student Government Association held a vigil on August 14 to express support for University of Virginia students and stand in solidarity with the people of Charlottesville. The campus community signed a large banner with messages of love and support. Interim President Gerry St. Amand's granddaughters presented the NKU banner to UVA's Student Body President Sarah Kenny. Sarah said NKU was the only school that has offered them any visible support, and she was very appreciative.

"We held this vigil to show support, drown out the hate and spread a message of love through our campus, our community and beyond," said Sami Dada, NKU Student Body President. "We have to condemn this type of behavior and acknowledge that this is pure hate. If we do not, we will be providing the fertilizer for the seeds of hate that were planted before us. Now more than ever, we must unite together as one on the side of justice. When we stand together we can confront forces of hate among us."



The Northern Kentucky University men's soccer team ended its friendly match with the FC Cincinnati reserve team in a 1-1 draw. Tom Suhecki scored his third goal of the preseason in the 25th minute to even the match.

"It's another step in the right direction for this new team," said head coach Stu Riddle. "FC had some top players who have played in some big games on the field. We have great unity amongst the squad."

## FACULTY FOCUS

Heather Crabbe, assistant dean of students at NKU's Chase College of Law, is one of just 40 young lawyers the American Bar Association recognized nationally with the "On the Rise – Top 40 Young Lawyers" award.

The ABA Young Lawyers Division award recognizes achievement, innovation and leadership. Crabbe was recognized for her work as assistant dean at Chase, as a Kentucky public defender and as an entrepreneur in a virtual reality training program she is developing. Crabbe graduated from Chase in 2007 and worked as a public defender in the Kentucky Department of Public Advocacy. She joined the Chase administration as outreach officer in 2014.

**READ MORE:** [http://nku.edu/news/2017/07\\_27\\_17CrabbeABATop40Award.html](http://nku.edu/news/2017/07_27_17CrabbeABATop40Award.html)

## BRIEFS

### NKU ANNOUNCES THREE NEW ARTS AND SCIENCE DEGREE PROGRAMS FOR FALL 2017

Northern Kentucky University announced three new transdisciplinary degree programs in the College of Arts and Sciences. Starting this fall, undergraduate students can earn a Bachelor of Arts Degree in Environmental Science, a Bachelor of Science Degree in Mechatronics Engineering Technology and a Bachelor of Science Degree in Neuroscience.

"These programs are designed to pull from across disciplines in our college to prepare our students for the workforce," said Dr. Diana McGill, Dean of the College of Arts and Sciences.

#### LEARN MORE:

[http://www.nku.edu/news/2017/07\\_25\\_17NewAandSDegrees.html](http://www.nku.edu/news/2017/07_25_17NewAandSDegrees.html)

### FORBES NAMES NKU AMONG AMERICA'S TOP COLLEGES

NKU remains among the nation's top higher education institutions, according to *Forbes*. For the ninth year, NKU is included in the magazine's annual "America's Top Colleges" rankings, a list of the top 660 public and private universities as measured by students' return on investment.

NKU was ranked for a number of reasons, including our students' engagement in community service through the Mayerson Philanthropy Project. *Forbes* also highlighted the Haile Digital Planetarium as the world's first classroom-accessible, laser-projection planetarium.

#### LEARN MORE:

[http://www.nku.edu/news/2017/17\\_08\\_03ForbesTopColleges.html](http://www.nku.edu/news/2017/17_08_03ForbesTopColleges.html)

### NKU RANKED AMONG SAFEST COLLEGE CAMPUSES

NKU has been named among the top 25 safest college campuses in the nation by Rent College Pads. NKU ranked 15 on the list of the safest schools across the United States, based on the least amount of crime per capita.

NKU strives to create a safe campus by providing well-lit walkways, blue-light emergency phones and the University Police Department's 24-hour police escort system that anyone on campus can access.

#### LEARN MORE:

[http://www.nku.edu/news/2017/08\\_01\\_17SafestCollegeCampusRanking.html](http://www.nku.edu/news/2017/08_01_17SafestCollegeCampusRanking.html)

### NKU HOSTS ALPHA PHI ALPHA LEADERSHIP DEVELOPMENT INSTITUTE

NKU welcomed high school students across the Midwest for Alpha Phi Alpha Fraternity's Leadership Development Institute (LDI) this summer. The weekend program included an extensive schedule and rigorous course load designed to send the young men home with a wide variety of leadership skills. LDI also exposed students to experiences that gave them tools to apply when they return to their communities. More than 100 students from seven states attended LDI with sponsors and the leadership team.

#### LEARN MORE:

[http://www.nku.edu/news/2017/07\\_26\\_17AlphaPhiAlphaLDI.html](http://www.nku.edu/news/2017/07_26_17AlphaPhiAlphaLDI.html)

## ALUMNI NEWS



### DEREK FIELDS ('90) FROM REGENTS HALL TO WARNER BROS.

Derek Fields ('90) has come a long way since his days on the court in Regents Hall. The NKU Basketball Hall of Famer is still motivating his team and teaching strategies for success.

Fields now serves as the vice president of sales and retail business development at Warner Bros. Entertainment. There he focuses on strategies to get Warner Bros. brands into the hands of consumers and collaborates with the right people to make it happen.

"I've been blessed – to take everything that's been given to me and give that back to the people I work with," said Fields. "I'm all about building other people up and creating something dynamic."

**LEARN MORE:** <https://inside.nku.edu/nkumagazine/2017/march/derek%20fields.html>

*A Message from the President: The Power of WE*

In varied and dynamic ways, the University of Kentucky showcases the extraordinary power of “we.” The beginning of a new academic year offers constant reminders of what the UK family has accomplished in the pursuit of the lofty vision and bold mission of Kentucky’s indispensable institution. Together, we have confronted new challenges, risen to meet opportunities, and redefined what it means to be the University for Kentucky.

Bolstered by near record-setting applications, we continue to enroll high-quality, diverse first-year classes that have moved our total enrollment beyond 30,760 students. With your help, these students are succeeding at higher levels. During the last academic year, UK conferred more than 6,900 degrees to students who leave here ready to lead lives of meaning and purpose.

These degrees are the result of an education designed to help our students succeed in the workplace and their community. We do this by providing them with a distinctive academic experience where they have the resources of a modern flagship and land grant research university. UK has 200 active agreements with global partners, allowing nearly 1,200 students the opportunity to study abroad. At the same time, UK was among the top 5 institutions sending students to the National Conference of Undergraduate Research last year.

Faculty and staff researchers continue to add to a growing portfolio of transformative research, discovery, and creative scholarship. In fiscal year 2016-17, UK received \$331.3 million in external research grants and contracts – signifying that we are a major player among research institutions in the country. The \$19.8 million Clinical and Translational

Science Award (CTSA) from the National Institutes of Health – a renewal of UK’s 2011 CTSA – is one of many competitive federal grants earned by UK researchers. The \$265 million multi-disciplinary research facility is taking shape alongside the newly named Lee T. Todd, Jr. Biopharmaceutical Building and the Biomedical/Biological Sciences Research Building.



*Bolstered by near record-setting applications, we continue to enroll high-quality, diverse first-year classes that have moved our total enrollment beyond 30,760 students*

UK HealthCare continues to meet the needs of patients and families who require complex, outstanding health care through our network of providers and state-of-the-art academic medical center. Annual patient discharges have grown by more than 105% since 2003, surpassing 39,000 in the last fiscal year.

These efforts are bolstered by the more than \$2.3 billion in capital investments to improve student success, instruction, research and discovery, quality of life, and health care initiated or approved over the last several years. More than 90% of that investment is the result of public-private partnerships, philanthropy, strategic use of our resources, or other collaborations such as unprecedented support from UK Athletics and private philanthropy for the Jacobs Science Building.

I look forward to continuing this work, together, in a new academic year.

Sincerely,  
*Eli Capilouto*  
Eli Capilouto, President

UK Chandler Hospital is Ranked No. 1 in Kentucky

UK HealthCare’s University of Kentucky Albert B. Chandler Hospital remains the No. 1 hospital in Kentucky and the Bluegrass Region, according to the U.S. News & World Report’s Best Hospitals Rankings released last month.

In addition, four major health care areas have achieved top 50 national rankings, three of them for the first time. UK HealthCare rankings included: #50 in Cancer, #44 in Neurology and Neurosurgery, #43 in Geriatrics, and #37 in Diabetes and Endocrinology.

Along with the Top 50 rankings, UK HealthCare is ranked as high-performing in five other adult specialties – Gastroenterology and GI Surgery; Nephrology; Orthopedics; Pulmonology; and Urology. Additionally, the health care system was designated high performing in eight common adult procedures and conditions: Aortic Valve Surgery, Heart Bypass Surgery, Heart Failure, Colon Cancer Surgery, Chronic Obstructive Pulmonary Disease (COPD), Hip Replacement, Knee Replacement, and Lung Cancer Surgery.

Cancer care was included in the top 50 for the first time – although it has consistently been designated as High Performing for many years. Still, the move up is indicative of the Markey Cancer Center’s continued emphasis on providing exemplary care as the state’s only National Cancer Institute (NCI)-designated center.



## UK Campus Housing Revitalization is Complete

Four years, nearly \$450 million, and more than 6,800 beds in 14 new state-of-the-art residence halls. Those are the astonishing numbers that encompass the University of Kentucky's revitalization of campus housing — the largest taking place in all of higher education. The transformation concluded this year when two new residence halls — Lewis Hall and University Flats — opened last month.

Lewis Hall, named after native Kentuckian and UK graduate Tom Lewis, is home to the Lewis

Honors College. With nearly 20,000 square feet of dedicated academic support space for the college, it includes four classrooms and over 30 offices.

Lewis Hall is located in the center of campus — across from the William T. Young Library and adjacent to The 90. The hall houses 346 residents throughout five floors and boasts study rooms on each floor, three recreation rooms and a community kitchen. Students will reside in two-bedroom suites, in which each student has his or her own private bedroom.

University Flats — just down the road from Lewis Hall — is home to 771 residents throughout seven floors. University Flats will serve as upperclassmen and graduate student housing. The graduate wing of the residence hall consists of two room types — studio apartments and one-bedroom apartments for graduate and professional students. The undergraduate wing provides two-bedroom apartments and four-bedroom apartments.

### Dr. Mark F. Newman, Head of Duke University's Practice Plans, Selected as UK's next EVPHA



Kentucky native Dr. Mark F. Newman, president of Private Diagnostic Clinic, the physician practice plan for Duke University's Medical Center, has been selected as the University of Kentucky's new Executive Vice President for Health Affairs. Newman, an anesthesiologist, was born and raised in Owensboro, and is a veteran of the Air Force. He has been at Duke since 1992 and has held a variety of increasingly senior positions, including professor of medicine and chair of anesthesiology.

As the new EVPHA, he will succeed Dr. Michael Karpf, who has led UK HealthCare for nearly 15 years through a remarkable transformation, growing to a \$1.5 billion enterprise with nearly 40,000 inpatient discharges and 1.5 million clinic and outpatient hospital visits annually.

### First Lewis Honors Dean Named



University of Kentucky Provost Tim Tracy announced in August that the former head of one of the most highly regarded honors programs in the country will be the first dean of the Lewis Honors College.

Christian Brady for 10 years — from 2006 to 2016 — served as dean of the Schreyer Honors College at Penn State University. Previously, he directed the honors program at Tulane University. At Penn State, Schreyer — under Brady's leadership — raised more than \$80 million to enhance honors education, developed a renowned leadership academy, and tripled applications to the college while also increasing selectivity.

Brady is a scholar of ancient Hebrew and Jewish literature. He has written two books and has a third one in progress. Brady also is the author of numerous scholarly articles and papers.



# The President's Report

Issue 96 August 2017

Dear Friends,

With the fall semester under way, our campuses are alive with activity, vibrancy and fresh enthusiasm. It's quite a welcome sight. For me, being a part of Welcome Week activities, Move-in Day, in particular, was among the most affirming experiences I have had leading this university.

Being around so many excited freshmen and their sometimes fearful—and tearful—parents was a needed reminder of why we are here and why we do what we do each day. It also was gratifying to see our hard-working student affairs and housing departments in action. They made sure the day went smoothly and that our new students' first encounters on campus were positive.

This new beginning is, in many ways, a metaphor for how the university itself is making a fresh start. In just one year's time, UofL has a new board of directors, new leadership and a revised strategic direction.

Yes, we still are facing challenges on many fronts, and those challenges have been well publicized. We continue to work diligently

on those issues because, like you, we want to see the university move forward.

But even in the face of obstacles, we should never lose sight of the fact that our most important goal is educating tomorrow's leaders. With that goal in mind, we have carefully examined the academic readiness of the incoming freshman class. Parameters such as ACT scores, GPAs and college credits earned can tell us a lot about whether a student is truly prepared for the academic rigors of college.

An accompanying story in this newsletter showcases some of the unique characteristics that define this year's freshman class. Bottom line: the news is good. More than half of the incoming students already have some college credits. They also, as a group, are incredibly diverse, a trait that couldn't be more important given the current climate both locally and nationally.

So the semester has started, and I want to welcome all of our students and faculty back to campus. I think you'll find the University of Louisville to be a place where you can

grow, develop lifelong friendships and prepare for the future you want. No matter your background, we're glad you're here.

**Gregory C. Postel, MD**  
Interim President



*Parents show their enthusiasm during freshman move-in day.*

## NOT EXACTLY 'FRESHMAN'

Most of the University of Louisville's incoming freshman class isn't so "freshman."

In fact, more than half of the fall 2017 arrivals have college credit. That's a trend that has continued to grow in recent years.

"It says a lot about how closely we work with high schools to make sure college-bound students are ready," said Executive Director of Admissions Jenny Sawyer. "That early start can make a world of difference because those with college credits save money, have more options for minors and double majors, and have additional opportunities such as internships and study abroad."



*Incoming students at orientation on the Belknap Campus.*

Preliminary numbers show the incoming class will be nearly 2,700 students and has these hallmarks:

- 57 percent have some college credits
- 15.5 percent are African American
- 5.6 percent are Hispanic/Latino
- 73 percent live on campus
- 17 percent are first-generation college students
- 3.6 is the average high school grade-point average, based on a 4.0 scale
- 79 percent are Kentucky residents
- 34 percent are from Jefferson County
- 20.8 percent are from out of state
- 41 states and 15 countries are represented
- 18 percent were accepted into the honors program
- Engineering, biology, business, nursing and education are the five most popular majors.
- 25.3 is the average ACT score, well above the 2016 national average of 20.8 and Kentucky average of 20

## UofL HAS PLENTY OF SOUL

Just before classes began, UofL hosted SOUL, the largest community service event of the year.

SOUL (Student Outreach Uniting Louisville) is part of Welcome Week and more than 400 student volunteers took part in the Aug. 19 event.

Volunteers helped nonprofit organizations throughout Louisville and Mayor Greg Fischer kicked off the event by welcoming and commending the students for their service to the community.

"Jump in and be a big part of our city," Fischer said, noting that Louisville is going through a renaissance bolstered by \$11 billion in construction projects.

"I encourage you to use bike share or to walk the city and see everything that's going on ... to see the wonderful transformation," he said.



*Hundreds of students took part in UofL's August 19 community service event.*

## METROPOLITAN COLLEGE RECOGNIZED AS MODEL OF EXCELLENCE

Metropolitan College, a partnership between UofL, UPS and Jefferson Community and Technical College, has earned recognition by University of Business magazine for its 2017 Models of Excellence program. UofL is one of six colleges and universities honored in the publication.

The partnership is a win for the schools, company and students involved, said Tim Goral, senior editor at the publication. "It illustrates the powerful effects a university can have on its city's economy," he added.

Metropolitan College aims to help UPS improve workforce retention while eliminating a financial barrier to higher education for Kentucky residents.

Students in Metropolitan College work at UPS and attend courses at the university or community college. If students commit to work through the semester at UPS, the company pays half of the tuition. The balance is covered through federal and state grants and a state tax credit to UPS.

So far, 4,698 students have earned associate's, bachelor's and graduate degrees through the program.

Metropolitan College has been a win for UPS, which initially struggled with a workforce shortage. Before the college launched, the average tenure of an overnight worker was eight weeks. Today, it's almost three years.



Students in Metropolitan College work approximately 15 hours per week at UPS and attend courses at the university or community college.

## UNIVERSITY OF LOUISVILLE

The University of Louisville is an equal opportunity institution. The delivery of this publication is carbon neutral. It is printed on 100% post-consumer waste recycled paper. It was produced by the University of Louisville and printed using nonstate funds.

## BRANDEIS LAW'S HUMAN RIGHTS PROGRAM GETS KUDOS

The Brandeis Human Rights Advocacy Program at the University of Louisville's Brandeis School of Law has been recognized for its outstanding model of community engagement.

The program was named an exemplary designee by the Engagement Scholarship Consortium and the Association of Public and Land-grant Universities and will be recognized at the consortium's National Engagement Scholarship Conference in September.

"We are truly honored to be named an exemplary designee and to share this recognition with other outstanding universities," said Professor Enid Trucios-Haynes, co-director of the program.

Established in 2014 by Trucios-Haynes and Professor Jamie Abrams, the Human

Rights Advocacy Program works to advance the human rights of immigrants, refugees and noncitizens through scholarship and community engagement.



Human Rights Advocacy Program students participate in a community roundtable event.

## UofL: A BRIGHT SPOT ON KENTUCKY'S DARKEST DAY

The day of the Great Eclipse—Aug. 21—may have been Kentucky's darkest day, but the event gave the University of Louisville a chance to showcase its faculty and staff expertise.

The university worked to help people understand and enjoy the big event. Here are some of the ways UofL reached out to the community and public:

- The Astronomy and Physics Department, a part of the College of Arts and Sciences, did media interviews, hosted events, answered dozens of questions and built an eclipse-related website.
- Staff at the Gheens Science Hall and Rauch Planetarium, a part of the College of Education and Human Development, took many phone calls, offered a viewing event at the Kentucky State Fair and worked for weeks in advance to provide the public with information.
- School of Medicine physicians provided public service information and media

interviews about how to watch the eclipse safely.

- Hite Art Institute Professor Mary Carothers pulled together a team of 17 photographers across the nation to shoot the eclipse. Their work will culminate in "Overshadowed," an exhibit at the Cressman Center for Visual Arts that begins Sept. 22



School of Music Dean Christopher Doane checks out the eclipse.

## MEDICAL EMERGENCY? THESE NURSES ARE READY

A team of emergency nurses from University of Louisville Hospital took first place in a state competition of emergency medical skills.

UofL Hospital beat six other teams from regional hospitals to take top honors in the "SIM WARS," an emergency simulation competition. The competition was at a continuing education conference held by the Kentucky State Council of the Emergency Nurses Association at The Campbell House in Lexington.

Each team of four emergency nurses was faced with an emergency scenario in which they had to apply their skills to save a patient. The patient was a life-like mannequin programmed to talk and interact with the team.

"I have to say I am really proud of these guys," said Patricia "Trish" Higgins, interim director of emergency services for UofL Hospital. "It meant a lot for them to win."

The Emergency Nurses Association sets standards and protocols to improve emergency nursing. The association has chapters in each state, including three in Kentucky.



UofL Hospital emergency nurses, from left, Frankie Parra, Beth Sum, Nate Davison and Bridget Genardi won the SIMS WARS emergency simulation competition.

**Western Kentucky University news for the Council on Postsecondary Education, September 2017**  
 For more WKU news, visit [www.wku.edu/news](http://www.wku.edu/news).

**President outlines strategic planning, doing during annual opening address**

WKU President Timothy C. Caboni outlined the strategic planning process for WKU’s future as well as new initiatives being implemented this fall during the annual Faculty Staff Convocation.

Caboni, who began his presidency July 1, said he is often asked about his vision for WKU. “I would argue a more important question is ‘What is our collective vision for our university,’” he said. (More: The full text of President Caboni’s Convocation address can be found at [www.wku.edu/convocation](http://www.wku.edu/convocation).)



*WKU President Timothy C. Caboni addresses faculty and staff prior to the beginning of the 2017-18 academic year.*

**WKU PBS picks up quartet of Emmy Awards for 'Lost River Sessions'**



*WKU PBS staff at the Ohio Valley Emmy Awards ceremony.*

WKU PBS, WKU’s Public Television Service, had an impressive showing at the 53rd Annual Ohio Valley Emmy Awards with a quartet of honors.

Work on the WKU PBS series *Lost River Sessions* was recognized with Emmy Awards in four categories. In the Arts/Entertainment – Program category, Darius Barati ('07), Neil Purcell ('15), Mark Toon ('15), and James Pearson accepted awards for their work on the show. In the craft categories of Lighting and Director - Non-Live (Post-Produced), Barati was also recognized with an award for his LRS efforts. Likewise, Pearson received an award in the Audio craft

category for *Lost River Sessions*: *Erin Rae*.

Cheryl Beckley, a 1980 WKU graduate, was recognized for 25 years of service with the Silver Circle Award, one of the highest honors given by the Ohio Valley Chapter of National Academy of Television Arts & Sciences. More at <http://www.wku.edu/news/index.php?view=article&articleid=5320>.





*WKU students watch the Great American Eclipse from the Guthrie Bell Tower on Aug. 21. In addition to WKU students, the university hosted about 1,500 K-12 students in Houchens-Smith Stadium.*

### **WKU surpasses record with \$36.3 million in private support during 2016-17**

WKU has surpassed its previous record of private support in a fiscal year with a new high of \$36.3 million gifted in 2016-17.

The \$36.3 million is more than a 20 percent increase from the University's previous record of \$30.2 million. This 2016-17 total includes gifts from more than 14,000 donors from all 50 states and seven countries who made more than 31,000 individual gifts supporting 745 different initiatives benefitting faculty, staff and students across all the WKU campuses. Deferred gift expectancies, which include donors who have shared inclusion of the University in their estate plans, reached an all-time high with a total of more than \$123 million. More at <http://www.wku.edu/news/index.php?view=article&articleid=5283>.

### **Students, alumna receive national scholarship recognition**

Three WKU students were awarded Benjamin A. Gilman International Scholarships to study abroad during the fall 2017 semester or academic year. Whitley Gregory of Nicholasville is studying in Germany, Kelsy Leppo of Lexington is studying in New Zealand, and Bradley Orr of Guston is studying in South Korea. Each received scholarships of up to \$8,000. More at <http://www.wku.edu/news/index.php?view=article&articleid=5343>.

WKU alumna Emma Shoaf will use a \$40,000 Rotary Foundation Global Scholarship to pursue a master's degree in the United Kingdom. She will pursue a master's degree in development studies at the Institute of Development Studies at the University of Sussex.

Shoaf, a native of Lexington, is a 2016 graduate in international affairs and Spanish and an alumna of the Mahurin Honors College at WKU. While at WKU, she worked with two of Kentucky's primary refugee resettlement organizations and interned with the international development NGO Cives Mundi in Spain, where she collaborated on three development projects that promoted economic recuperation in Lebanese refugee camps. More at <http://www.wku.edu/news/index.php?view=article&articleid=5344>.


## **Stronger by Degrees: Morehead State University Annual Report**

President Jay Morgan will present Morehead State University's annual report to the Council. The report will highlight the baseline data compiled for the 2016-21 Strategic Agenda and MoSU's long-term and short-term goals to meet their targets over the five-year plan.

### Background

On June 3, 2016, the Council on Postsecondary Education approved the 2016-21 Strategic Agenda for Postsecondary and Adult Education titled, *Stronger by Degrees: A Plan to Create a More Educated & Prosperous Kentucky*. This Agenda identifies high-level objectives, strategies, and metrics that will help improve college readiness and enrollment produce more certificates and degrees aligned with workforce needs, and ensure postsecondary institutions work closely with local communities to enhance their standard of living and quality of life. Additionally, it focuses not only on the short-term actions necessary to address the state's most pressing challenges, but on long-term solutions as well.

Accountability in higher education is a shared responsibility among the institutions and the Council on Postsecondary Education that includes common goals and objectives, measured results, and a focus on continuous improvement. Annually, each public 4-year campus, KCTCS, KYAE and AIKCU will provide the Council with an update on their progress in three areas of the agenda: Opportunity, Success & Impact.



## Institutional Scorecard Morehead State University

OPPORTUNITY	2011-12	Baseline 2014-15	Target 2019-20	% Change Base to Target
Progress of Underprepared Students -- English	-	60.4%	70%	15.9%
Progress of Underprepared Students -- Mathematics	-	27.5%	33.4%	21.4%
SUCCESS	2011-12	Baseline 2015-16	Target 2020-21	% Change Base to Target
First- to Second-Year Retention	67.1%	70.7%	76.2%	7.8%
Low Income	59.3%	67.3%	70.9%	5.3%
Underrepresented Minority	64.6%	67.8%	71.3%	5.2%
Six-Year Graduation (Bachelor Degree)	42.7%	45.7%	48.2%	5.5%
Low Income	33.3%	34.1%	35.7%	4.8%
Underrepresented Minority	32.8%	32.6%	34.1%	4.7%
Average Credit Hours Earned	143.2	138.1	136.6	-1.1%
Academic Quality: Undergraduate Research & Creative Works	-	11%	NA	-
Academic Excellence: Faculty Development & Training	-	1,875	NA	-
IMPACT	2011-12	Baseline 2015-16	Target 2020-21	% Change Base to Target
Bachelor's Degrees Awarded	1,115	1,306	1,477	13.1%
Low Income	617	779	819	5.1%
Underrepresented Minority	53	69	84	21.7%
STEM+H	276	343	397	15.7%
Graduate/Professional Degrees Awarded	456	339	374	10.3%
Internships/Co-ops/Clinical Experiences	-	53%	NA	-



76

# Annual University Report:



**MOREHEAD STATE  
UNIVERSITY**

Presented to the Council on Postsecondary  
Education by President Jay Morgan

Date: September 11, 2017



# Morehead State University Recognitions

- MSU was recognized for the 13th consecutive year as one of the top public regional universities in the South by U.S. News & World Report.
- Morehead State University has been named a Silver-level Military Friendly School Award recipient in the category of Large Public School for 2017 and a "Military-Friendly School" for the eighth consecutive year by Victory Media.
- MSU's Bachelor of Business Administration - Accounting degree is ranked 13th nationally among the most affordable online bachelor's degrees in accounting by AffordableColleges.com.
- MSU is recognized by the Carnegie Foundation for the Advancement of Teaching as an Institution of Community Engagement.



# Morehead State University

## Institutional Profile

2016-17	
Total Fall Enrollment	10,748
UG Enrollment	9,754
GR Enrollment	994
Full-time Students	6,170
Part-time Students	4,578
Fall-to-Fall Retention Rate	70.8%
Full-time Faculty	333
Full-time Staff	730
Proportion of classes < 30	78%
Proportion of classes < 50	96%
Student to Faculty Ratio	18:1



# Morehead State University

## Institutional Profile

2016-17	
UG Pell Grants Awarded	3,471
MSU Students Receiving Aid	96% (45.5% Pell)
Bachelor's Programs	135
Graduate Programs	70
Degrees/Credentials Conferred	1,813
Bachelor's Degrees Awarded to KY Students*	81.8%
Graduate Degrees Awarded to KY Students*	78.7%

\*Source: KCEWS Postsecondary Feedback Report



# Morehead State University

is committed to providing  
Kentucky residents with the



to obtain a postsecondary degree.



# Morehead State University

**Progress of Underprepared Students:** This metric measures the percent of underprepared Math/English students who complete a credit bearing course by the end of the fall semester a year after entry. This metric is important because students who are underprepared face more challenges progressing towards degree.

Performance Metric	Baseline* 2014-15	2015-16	2016-17	2017-18	2018-19	Target
Progress of Underprepared Students (English)	60.4% (58/96)	58.8% (47/80)				70%
Progress of Underprepared Students (Mathematics)	27.5% (60/218)	29.4% (59/201)				33.4%

82

- *Baseline is 14-15 rather than 15-16 due to data availability for this metric*
- *2015-16 and 2016-17 are preliminary institutional numbers*

Note: Preliminary statewide co-requisite pilots indicate success rates of 70% in English and 60% in Math.



# **Opportunity:** *Academically Prepared*

***The number of FTFT students entering MSU with developmental needs continues to decline - 27% since 2011-12.***

- *A Success Academy is offered each summer for first year students. Students with developmental needs have the opportunity to remediate prior to fall enrollment.*
- *The Eagle Success Program is a year-long co-curricular initiative designed to provide academically unprepared students with academic guidance and support.*
- *Academic Recovery is a support program for students on academic probation (up to 2 semesters) who are working to rebuild their academic standing.*



# Opportunity: *Diversity & Accessibility*

*Underrepresented Minority Students made up **7.7%** of the undergraduate and **6.5%** of the graduate populations, almost double the percentage of the service region.*

- Increased enrollment of URM students by **11.5%** over prior year.
- Increased number of dual enrolled high school students from **4,240** in 2015-16 to **4,982** or **17.5%** in 2016-17 .
- Increased credit hours from dual enrolled high school students by nearly **21%** over prior year.
- Eagle Scholar URM student enrollment increased by **43.4%**.

# Opportunity: *Resources and Support*

***Low-income students made up 51% of the entering freshmen, the second highest among all KY public universities.***

*-IPEDS 2015-16*

- Revised our scholarship award structure to provide additional support to approximately **600** MSU students.
- Lowered the “sticker price” by **36.8%** for non-resident students by implementing a merit-based tiered scholarship structure.
- **54%** of the dual enrollment credit hours were assessed the \$52 per credit hour rate and paid by the state scholarship program, the remaining **46% of credit hours were offered with \$0 tuition** assessed to the student.
- Increased our institutional student financial aid by **\$1.4 million (5.8%)** from **\$23.7 million to \$25.1 million.**

# Morehead State University

is committed to the



of our students.

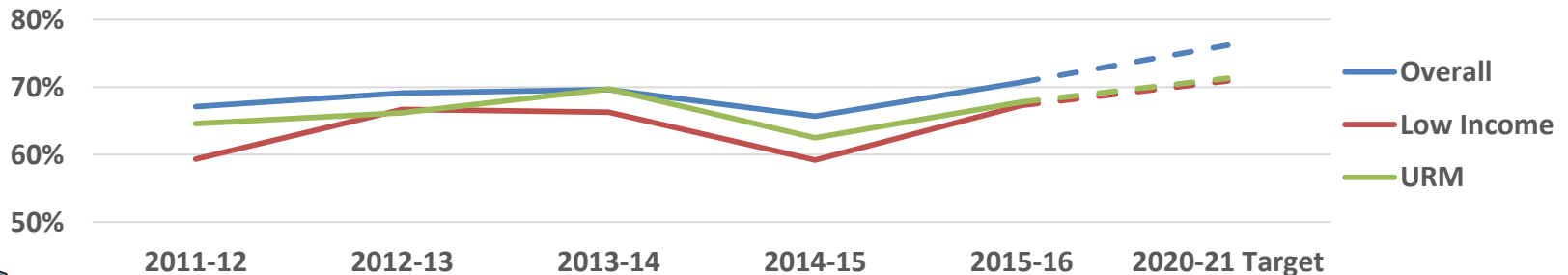


# Morehead State University

**First to Second Year Retention:** This metric measures the percent of first-time full-time bachelor's degree seeking students who are retained in the fall of the second year. This metric is important because higher first year retention leads to higher graduation rates.

Performance Metric	Trend Data				Baseline 2015-16	Percent Change from 2011-12 to Baseline	Target 2020-21	Percent Change from Baseline to Target
	2011-12	2012-13	2013-14	2014-15				
<b>1st to 2nd-Year Retention</b>	67.1%	69.1%	69.6%	65.7%	70.7%	5.4%	76.2%	7.8%
<b>Low-income</b>	59.3%	66.7%	66.3%	59.2%	67.3%	13.5%	70.9%	5.3%
<b>URM</b>	64.6%	66.2%	69.7%	62.5%	67.8%	4.9%	71.3%	5.2%

87



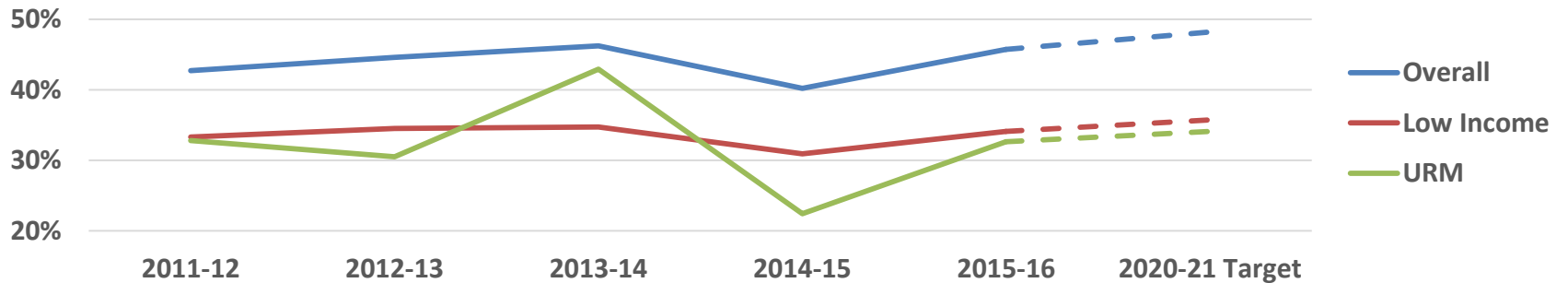


# Morehead State University

**Six-Year Graduation Rate:** This metric measures the percent of first-time, full-time bachelor degree seeking students who graduate with a bachelor's degree in six years. This metric is important because timely completion leads to higher student success.

Performance Metric	Trend Data				Baseline 2015-16	Percent Change from 2011-12 to Baseline	Target 2020-21	Percent Change from Baseline to Target
	2011-12	2012-13	2013-14	2014-15				
<b>6-Year Grad. Rate</b>	42.7%	44.6%	46.2%	40.2%	45.7%	7.1%	48.2%	5.5%
<b>Low-income</b>	33.3%	34.5%	34.7%	30.9%	34.1%	2.6%	35.7%	4.8%
<b>URM</b>	32.8%	31.6%	42.9%	22.4%	32.6%	-0.7%	34.1%	4.7%

88







# Morehead State University

**Average Number Credits Earned** : This metric measures the number of credit hours earned by bachelor’s degree graduates. This metric is important because fewer hours accumulated above program requirements leads to decreased cost and more timely completion for the student.

Performance Metric	Trend Data			Baseline 2015-16	Target 2020-21
	2012-13	2013-14	2014-15		
Avg. Credit Hrs. Earned	143.2	141.4	140.7	138.1	136.6

*Note: The current median average credit hours for MOSU is 132.*



# **Success:** *Increasing Persistence and Timely Completions*

***The 4, 5 and 6 year graduation rates have continued to climb. Preliminary numbers indicate an approximate 4% increase in the number of MSU students graduating in 4 years.***

- In 2015, MSU added a 4-week winter session to provide students more opportunity to enroll in courses during the academic year. The enrollment **nearly doubled** in 2016.
- The criteria for renewing merit-based scholarships was revised in 2016-17 to incentivize the completion of **30** credit hours in an academic year.
- Professional advisors are using ADVISE, a tool that provides a one stop dashboard for student academic information, to identify students most at risk and prioritize their efforts.



# Morehead State University

**Academic Quality and Excellence:** These metrics promote academic excellence through improvements in teaching and learning.

- ***Undergraduate Research & Creative Works:*** The percent of students graduating with a baccalaureate degree that has participated in an institutional-level undergraduate research/creative experience: Peer-reviewed presentation/publication, exhibition/performance or a mentored out of class presentation.
- ***Faculty Development and Training:*** The total number of hours of training the faculty has received each year related to pedagogical development and other relevant topics.

91

Performance Metric	Baseline 2015-16	2016-17	2017-18	2018-19	2019-20	2020-21
Academic Quality <i>(Undergraduate Research &amp; Creative Works)</i>	11%					
Academic Excellence <i>(Faculty Development &amp; Training)</i>	1,875					

*Note: Targets are not required for these metrics*



# Morehead State University

is having an



on our service region, the state of  
Kentucky, and the world.



# Morehead State University

**Degrees Awarded:** These metrics measure the number of Bachelor’s Degrees and Graduate/Professional Degrees awarded. This metric is important because Kentucky must increase statewide educational attainment to create a better educated workforce and improve economic opportunity for our citizens.

63

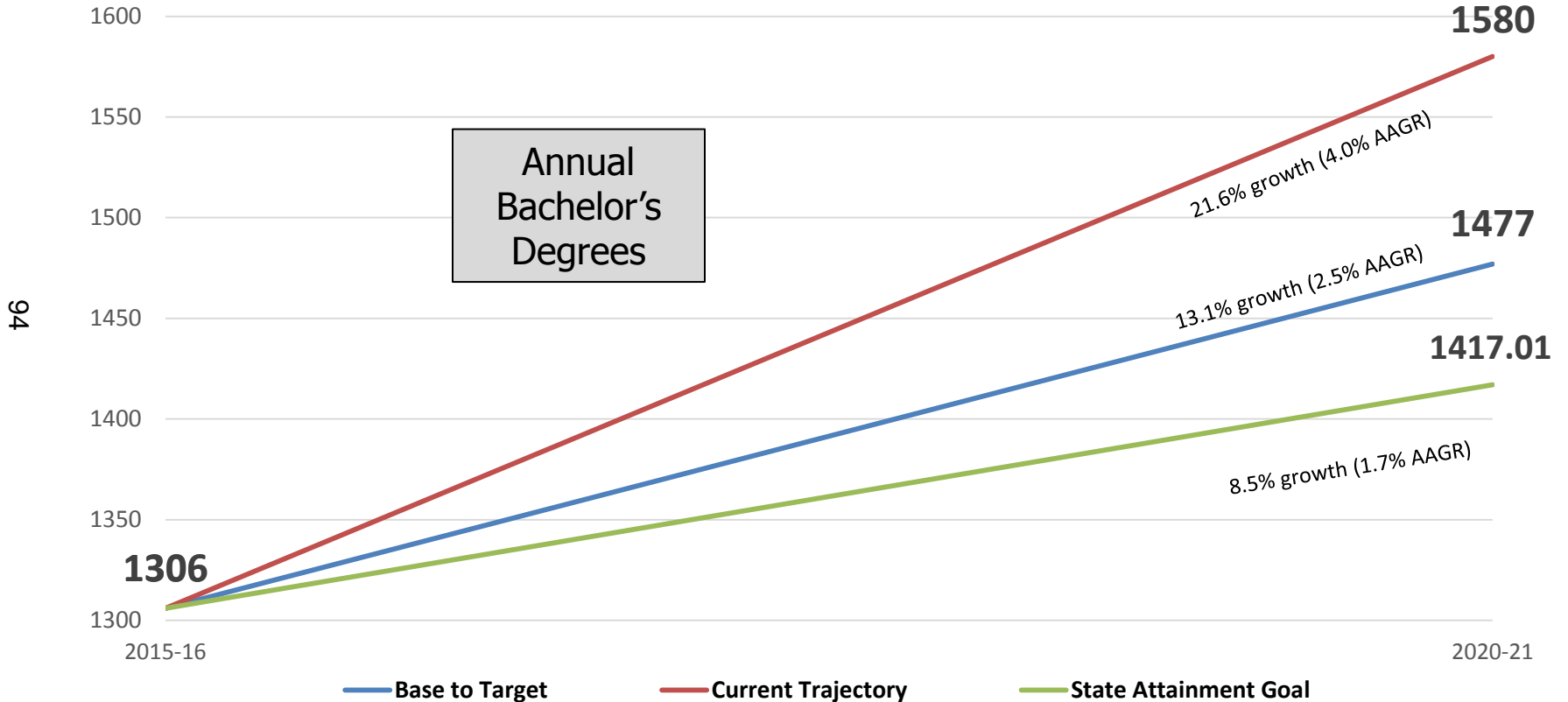
Performance Metric	Trend Data				Baseline 2015-16	Percent Change from 2011-12 to Baseline	Target 2020-21	Percent Change from Base To Target
	2011-12	2012-13	2013-14	2014-15				
Bachelor’s Degrees	1,115	1,116	1,144	1,166	1,306	17.1%	<b>1,477</b>	13.1%
Low Income	617	666	703	703	779	26.3%	<b>819</b>	5.1%
URM	53	46	51	63	69	30.2%	<b>84</b>	21.7%
STEM+H	276	246	286	306	343	24.3%	<b>397</b>	15.7%
Graduate/ Professional Degrees	456	463	446	366	339	-25.7%	<b>374</b>	10.3%





# Morehead State University

To meet the statewide educational attainment goal of 60% by 2030, the number of degrees and credentials produced in Kentucky needs to grow by approximately 8.5% by year 2020-21 (This is a 1.7% avg. annual growth in bachelor's degree production).





# Morehead State University

**Internships/Co-ops/Clinical Experiences:** This metric measures the percent of students completing a bachelors degree who completed an internship, co-operative work experience, or clinical learning experience. This metric is important because students who have completed these experiences are more likely to complete their degrees, and increase their employability in the workforce.

95

Performance Metric	Baseline	2016-17	2017-18	2018-19	2019-20	2020-21
Internships/ Co-ops/ Clinical Experiences	53%					

*Note: Targets are not required for these metrics*



## **Impact:** *Increasing Degrees*

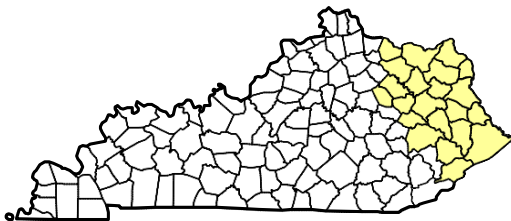
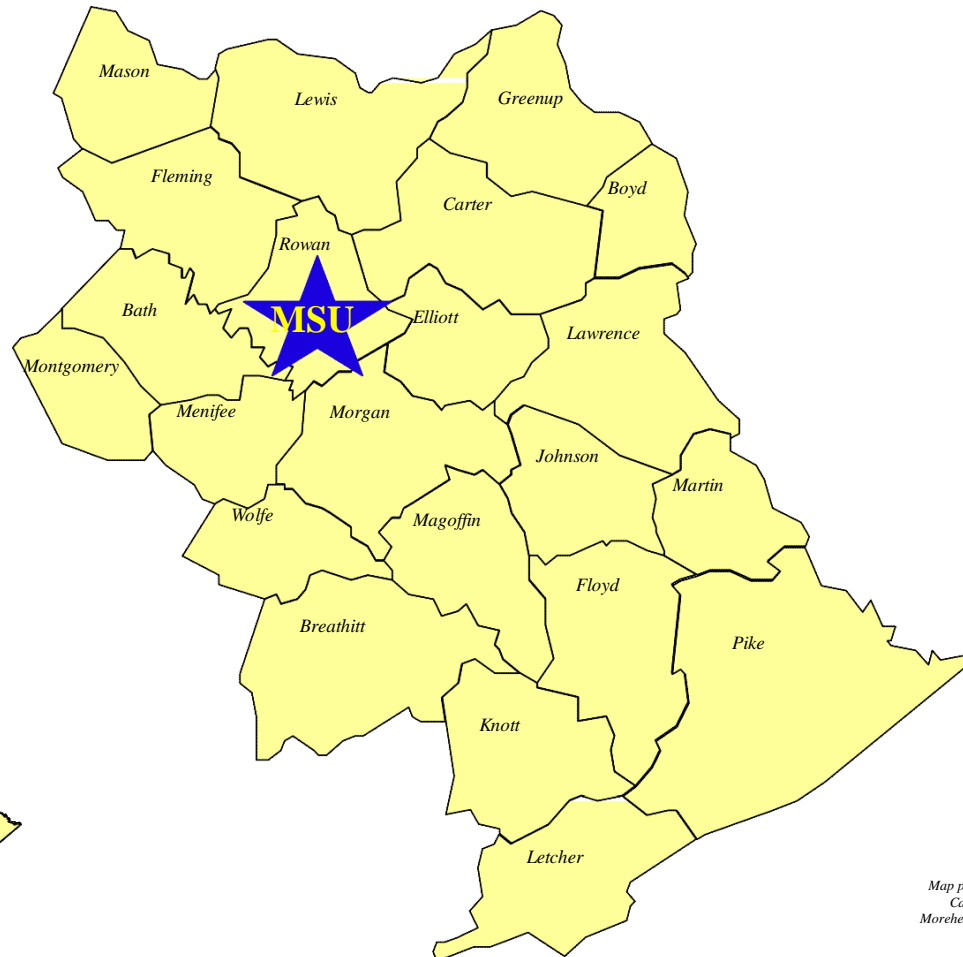
***MSU has seen the greatest increase in the percentage change, 17.1% from 2011-12 to 2015-16, with regard to the number of bachelor's degrees awarded among public comprehensives, but remains the second smallest degree producer in the state.***

- Establishing dual enrollment agreements with KCTCS institutions (housing may be included).
- Doubled the capacity of our nursing program by adding a second cohort.
- Added new programs:
  - Masters of Science in Nursing – Family Nurse Practitioner program.
  - 4 + 1 Biology





# Serving 22 Counties in Eastern Kentucky with a per capita income of **\$19,649\***



Kentucky

Map produced by Kevin  
Calhoun, IRAPP  
Morehead State University

\*Source: Kentucky State Data Center, 9/2017

## **Impact:** *Regional & Economic Impact*

***The total employment rate for a 27 county portion of eastern Kentucky dropped 20% (45,548 jobs) between 2006 to 2016.***

*-EKYWorks. Workforce Analysis, 2016*

- The Kentucky Innovation Network provides support to businesses across KY. The MSU and Ashland offices partnered with **63** established and new start-up companies to add **234** new jobs in eastern KY during the last fiscal year.
- The MSU East Kentucky Small Business Development Center has served as the primary business assistance program in eastern KY for 25 counties since 1983. In 2016-17, their work assisted in the creation of a **\$40 million** financial impact and **484** jobs.



# **Impact:** *Career Readiness & Workforce Development*

*MSU had the second highest percentage of students employed in KY within 5 years of graduation among regional comprehensives.*

- **88.4%** of Associate Degree recipients
- **79.8%** of Bachelor's Degree recipients
- **84.7%** of Graduate Degree recipients

*Source: KCEWS - 2014*



# MSU IMPACT in KENTUCKY



MSU senior accounting major, Allie Terrell, was selected to participate in Lead Kentucky, a non-profit organization that recruits and trains the best and brightest college women in the Bluegrass to become the Commonwealth's next generation of leaders.

# MSU IMPACT GLOBALLY



Morehead State nursing students, graduates, and faculty volunteered their time and talents at the Lifeline Clinic in Haiti.

# The Craft Academy for Excellence in Science & Mathematics



Danielle Gibson and Will Casto, Craft Academy students, worked with Dr. Michael Fultz of MSU's Department of Biology and SpaceTango to launch a cell culturing biology experiment to space on the International Space Station.

# MSU IMPACT





QUESTIONS?



**Dr. Jay Morgan, President**  
606-783-2022 | [j.morgan@moreheadstate.edu](mailto:j.morgan@moreheadstate.edu)



Council on Postsecondary Education  
September 11, 2017

## **Stronger by Degrees: University of Kentucky Annual Report**

President Eli Capilouto will present University of Kentucky's annual report to the Council. The report will highlight the baseline data compiled for the 2016-21 Strategic Agenda and UK's long-term and short-term goals to meet their targets over the five-year plan.

### Background

On June 3, 2016, the Council on Postsecondary Education approved the 2016-21 Strategic Agenda for Postsecondary and Adult Education titled, *Stronger by Degrees: A Plan to Create a More Educated & Prosperous Kentucky*. This Agenda identifies high-level objectives, strategies, and metrics that will help improve college readiness and enrollment produce more certificates and degrees aligned with workforce needs, and ensure postsecondary institutions work closely with local communities to enhance their standard of living and quality of life. Additionally, it focuses not only on the short-term actions necessary to address the state's most pressing challenges, but on long-term solutions as well.

Accountability in higher education is a shared responsibility among the institutions and the Council on Postsecondary Education that includes common goals and objectives, measured results, and a focus on continuous improvement. Annually, each public 4-year campus, KCTCS, KYAE and AIKCU will provide the Council with an update on their progress in three areas of the agenda: Opportunity, Success & Impact.



## Institutional Scorecard: University of Kentucky

<b>OPPORTUNITY</b>	<b>2011-12</b>	<b>Baseline 2014-15</b>	<b>Target 2019-20</b>	<b>% Change Base to Target</b>
Progress of Underprepared Students -- English	-	80.7%	85%	5.4%
Progress of Underprepared Students -- Mathematics	-	53.7%	65%	21.1%
<b>SUCCESS</b>	<b>2011-12</b>	<b>Baseline 2015-16</b>	<b>Target 2020-21</b>	<b>% Change Base to Target</b>
<b>First- to Second-Year Retention</b>	81.3%	81.7%	90%	10.2%
Low Income	73.7%	74.8%	80%	6.9%
Underrepresented Minority	75.2%	77.2%	80%	3.7%
<b>Six-Year Graduation (Bachelor Degree)</b>	57.6%	63.6%	70%	10.1%
Low Income	42.7%	51.5%	55%	6.8%
Underrepresented Minority	50%	52.4%	56%	6.9%
<b>Average Credit Hours Earned</b>	140.2	140.5	135.4	-3.6%
<b>Academic Quality: Study Abroad/ Study Away</b>	-	TBD	NA	-
<b>Academic Excellence: Average ACT Score</b>	-	25.5	NA	-
<b>IMPACT</b>	<b>2011-12</b>	<b>Baseline 2015-16</b>	<b>Target 2020-21</b>	<b>% Change Base to Target</b>
<b>Bachelor's Degrees Awarded</b>	3,735	4,540	4,958	9.2%
Low Income	1,100	1,423	1,650	16%
Underrepresented Minority	268	536	621	15.9%
STEM+H	1,126	1,609	1,735	7.8%
<b>Graduate/Professional Degrees Awarded</b>	2,119	2,098	2,151	2.5%
<b>Internships/Co-ops/Clinical Experiences</b>	-	327	NA	-
<b>Total Research Expenditures</b>	-	\$349,661	NA	-
<b>Extramural Research &amp; Development</b>	-	\$244,494	NA	-




Annual University Report:

# University of Kentucky

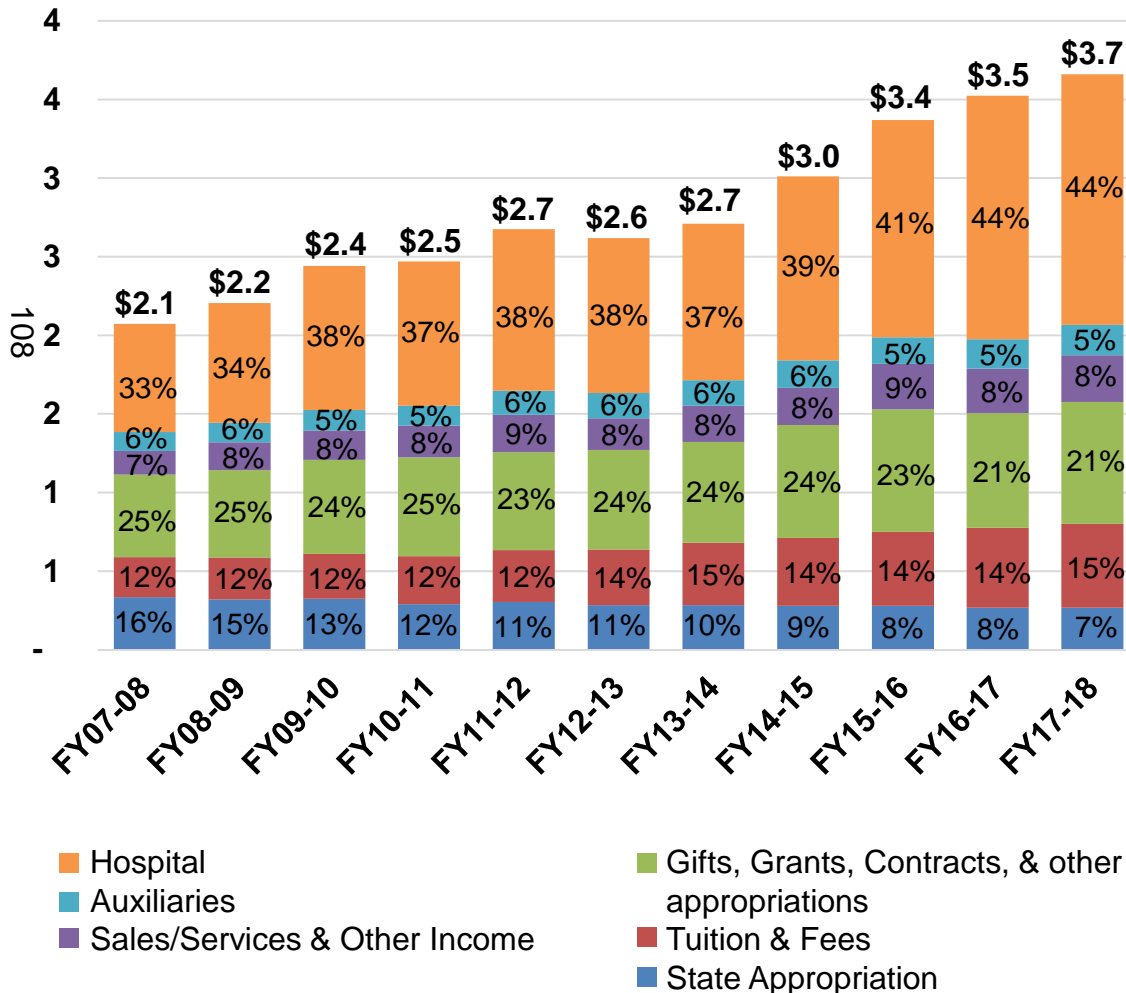
Presentation to the Kentucky Council on Postsecondary Education

September 11, 2017

# Institutional Profile



Consolidated Operating Budget (in billions)



As a public flagship and land grant research university, UK instructed 30,761 students in AY 2016-17, including:

- 22,244 bachelor's degree students
- 4,537 doctoral and master's degree students
- 2,215 professional degree students

And operates:

- A \$1.6 billion academic medical center and patient care network,
- 180 clinical outreach activities linked to 10,000 patient beds,
- A \$331.3 million research enterprise, and
- Agriculture Extension Centers in all 120 Kentucky counties.

UK is one of eight institutions with programs in Agriculture, Pharmacy, Engineering, and Medicine on a single campus.



**Progress of Underprepared Students:** This metric measures the percent of underprepared Math/English students who complete a credit bearing course by the end of the fall semester a year after entry. This metric is important because students who are underprepared face more challenges progressing toward a degree.

110

Performance Metric	Baseline* 2014-15	2015-16	2016-17	2017-18	2018-19	Target
Progress of Underprepared Students (English)	80.7% (71/88)					85%
Progress of Underprepared Students (Mathematics)	53.7% (102/190)					65%

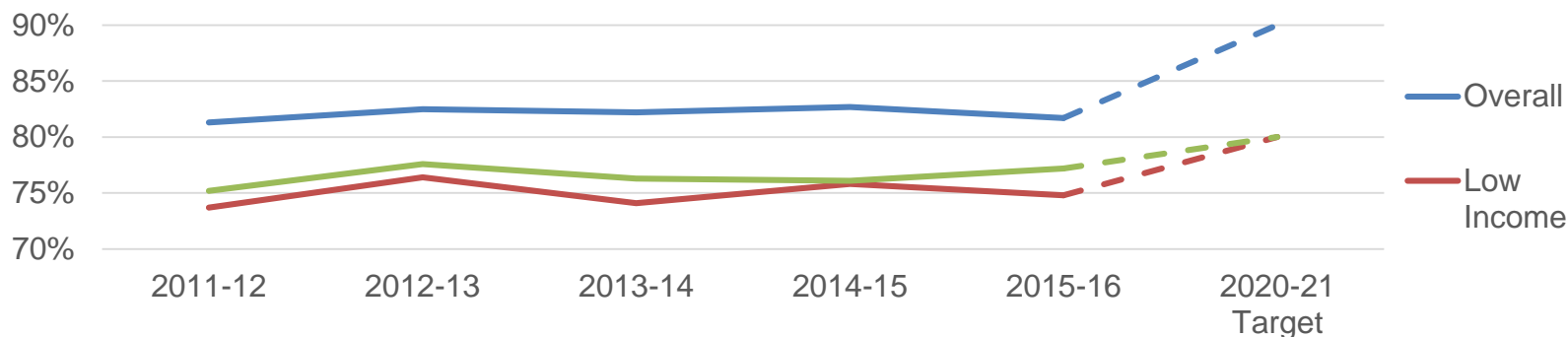
- *Baseline is 14-15 rather than 15-16 due to data availability for this metric*
- *Note: Preliminary statewide co-requisite pilots indicate success rates of 70% in English and 60% in Math.*



**First-to-Second-Year Retention:** This metric measures the percent of first-time, full-time bachelor’s degree seeking students who are retained in the fall of the second year. This metric is important because higher first-year retention leads to higher graduation rates.

Performance Metric	Trend Data				Baseline 2015-16	Percent Change from 2011-12 to Baseline	Target 2020-21	Percent Change from Baseline to Target
	2011-12	2012-13	2013-14	2014-15				
1st to 2nd-Year Retention	81.3%	82.5%	82.2%	82.7%	81.7%	0.5%	90%	10.2%
Low-income	73.7%	76.4%	74.1%	75.8%	74.8%	1.6%	80%	6.9%
URM	75.2%	77.6%	76.3%	76.1%	77.2%	2.6%	80%	3.7%

112

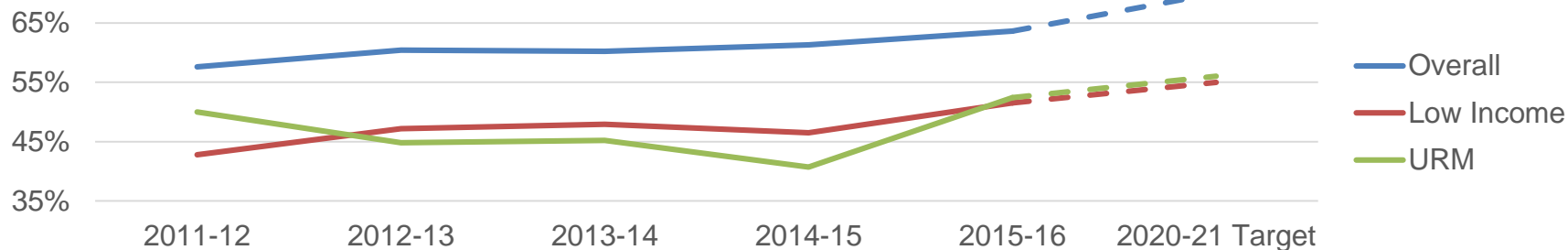





**Six-Year Graduation Rate:** This metric measures the percent of first-time, full-time bachelor degree seeking students who graduate with a bachelor’s degree in six years. This metric is important because timely completion leads to higher student success.

Performance Metric	Trend Data				Baseline 2015-16	Percent Change from 2011-12 to Baseline	Target 2020-21	Percent Change from Baseline to Target
	2011-12	2012-13	2013-14	2014-15				
6-Year Grad. Rate	57.6%	60.4%	60.2%	61.3%	63.6%	10.4%	70%	10.1%
Low-income	42.8%	47.2%	47.9%	46.5%	51.5%	20.5%	55%	6.8%
URM	50%	44.8%	45.2%	40.7%	52.4%	4.8%	56%	6.9%

113



# Putting Students First



Campus retention and graduation rates are on a positive trajectory toward the aggressive goals set in the Strategic Plan.

We realigned student support and engagement offices with curricular programs to create the Office of Student and Academic Life, and made additional investments aligned with the four pillars of student success:

**Academic Success**

**Financial Stability**


**Health/Wellness**

**Belonging/Engagement**

114



# Fostering a Sense of Belonging



We increased investment in scholarship programs like the William C. Parker Scholarship (\$15.2 million in FY 2016-17):

- 86% of these awards supported under-represented minority students
- 47% supported African American students

We are transitioning the student athletic fee to support new diversity initiatives and programs such as the Inclusive Excellence Programming Grants.

115

We launched the Unconscious Bias Initiative.

We organized a series of courageous campus-wide conversations on diversity and inclusivity with various constituent groups.

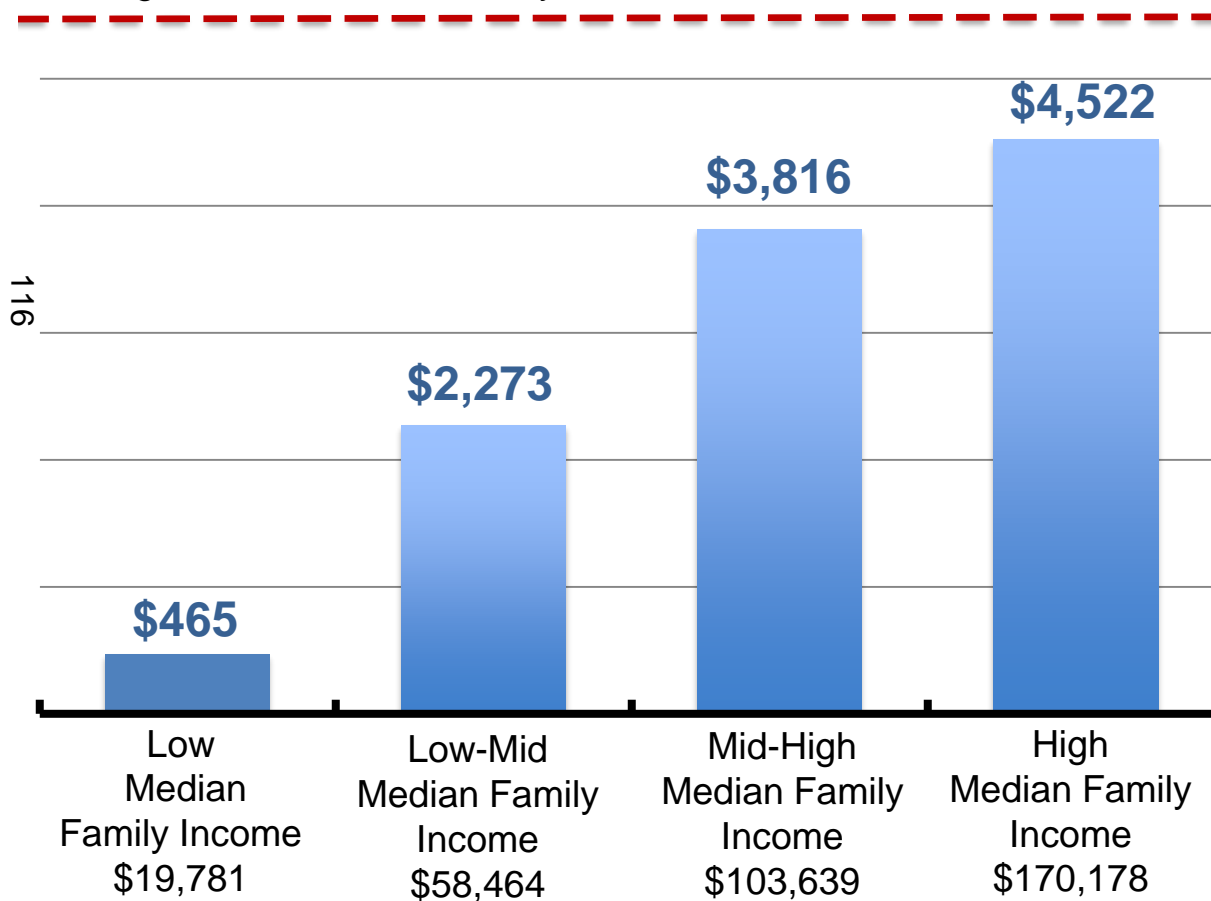


# Supporting Student Success



## Median Net Price by Income Quartile, Fall 2016\*

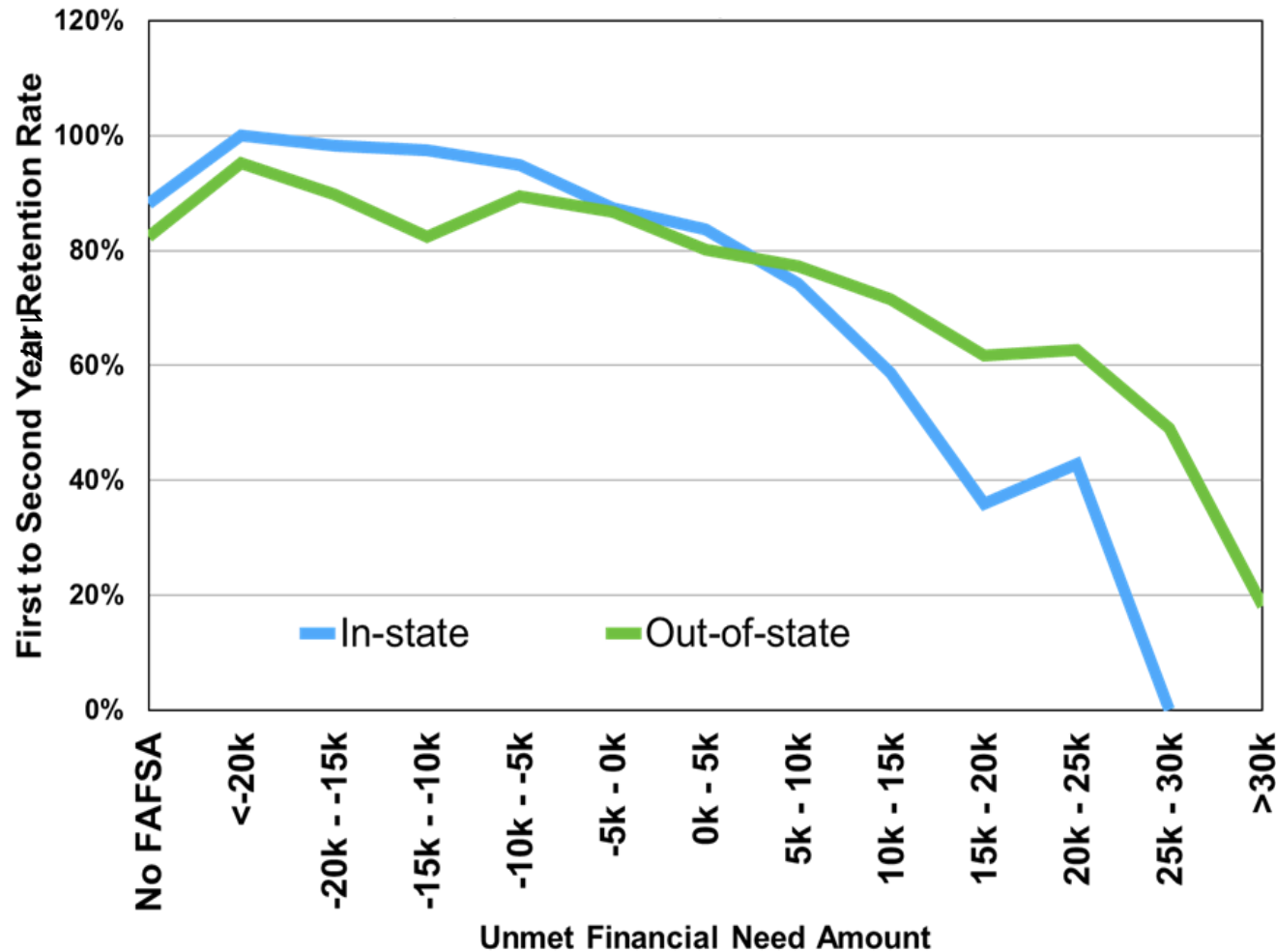
Average Tuition and Mandatory Fees Sticker Price - \$5,685



25% of our full-time, undergraduate students from Kentucky are from families with a median income of \$19,781. For these students, grants and scholarships covered 92% of tuition and mandatory fees.

\*Chart based upon 8,822 full-time undergraduate, resident students who filed the FAFSA as dependents. Median family income based on adjusted gross income as reported.

## Effect of Unmet Need on Retention by Residency, Fall 2015



### The Goal:

To provide financial stability to our students, our revamped scholarship program will focus on reducing unmet financial need. A reduction in unmet financial need to the range of \$5,000 to \$10,000, will result in a 4% to 5% improvement in our retention rate.

## Impact on Retention

	Fall 2016 to Spring 2017	Fall 2016 to Priority Registration for Fall 2017	Fall 2016 to Fall 2017
<b>Predicted retention without one-time grant</b>	<b>70.8%</b>	<b>56.1%</b>	<b>57.7%</b>
<b>Predicted retention with one-time grant</b>	<b>90.4%</b>	<b>71.9%</b>	<b>72.9%</b>
<b>Observed</b>	<b>89.9%</b>	<b>75.3%</b>	<b>75.8%</b>

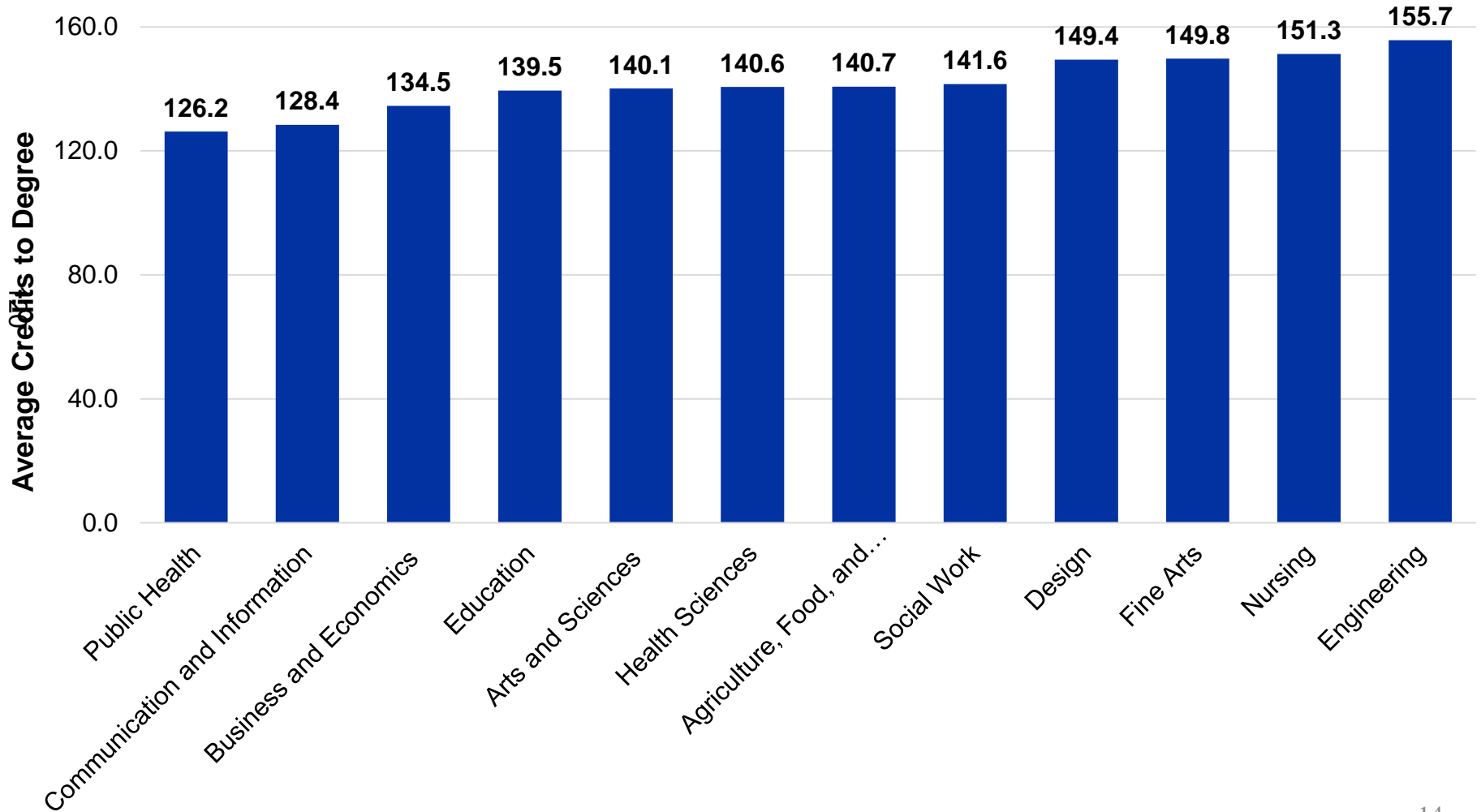
118

**Average Number of Credits Earned:** This metric measures the number of credit hours earned by bachelor’s degree graduates. This metric is important because fewer hours accumulated above program requirements leads to decreased cost and more timely completion for the student.

Performance Metric	Trend Data			Baseline 2015-16	Target 2020-21
	2012-13	2013-14	2014-15		
Average Credit Hours Earned	140.2	139.6	140.6	140.5	135.4

- *Note: The current median credit hours for UK is 135.*

# Credit Hours by College





**Academic Quality and Excellence:** These metrics promote academic excellence through improvements in teaching and learning.


- **Service Learning:** The percent of students graduating within a given year (summer, fall, spring) who have participated in an institutional-level service learning or community learning experience that would result in academic course credit, or be a portion of an academic credit-bearing course in which the student participates in at least 15 hours of service learning or community service time.
- **Average ACT Score**

121

Performance Metric	Baseline 2015-16	2016-17	2017-18	2018-19	2019-20	2020-21
Academic Quality (Service Learning)	53.8%					
Academic Excellence (Average ACT Score)	25.5					

• Note: Targets are not required for these metrics

# Immersive Student Experiences



**Cape Town:** UK students work hand-in-hand with local non-profit organizations to develop communications and branding strategies for the organizations. Through this experience, students gain an understanding of challenges and disparities in socioeconomic status from the perspective of marketing and strategic communication.




**Ecuador:** In 10 years, Shoulder to Shoulder's Santo Domingo health clinic has provided more than 58,000 medical consultations and 21,000 dental consultations. Each year, UK sends faculty, staff, and supporters to participate in four week-long brigades. The brigades alone have seen approximately 20,000 patients, and now, they have about 150 participants each year.



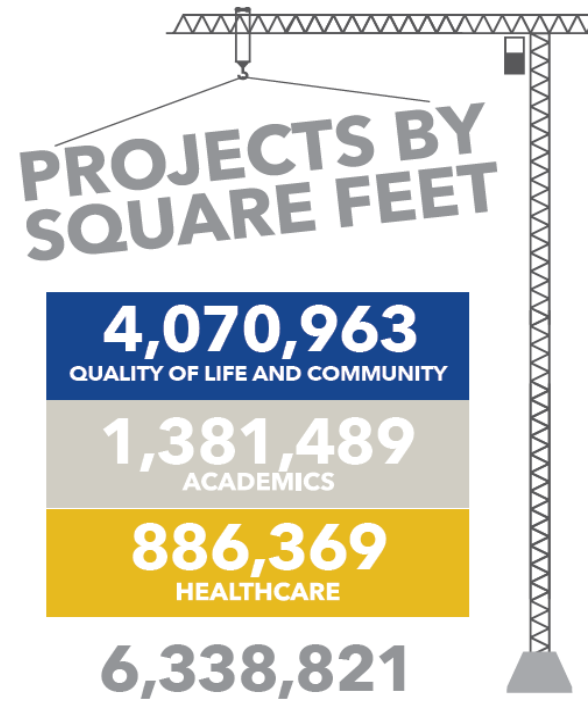
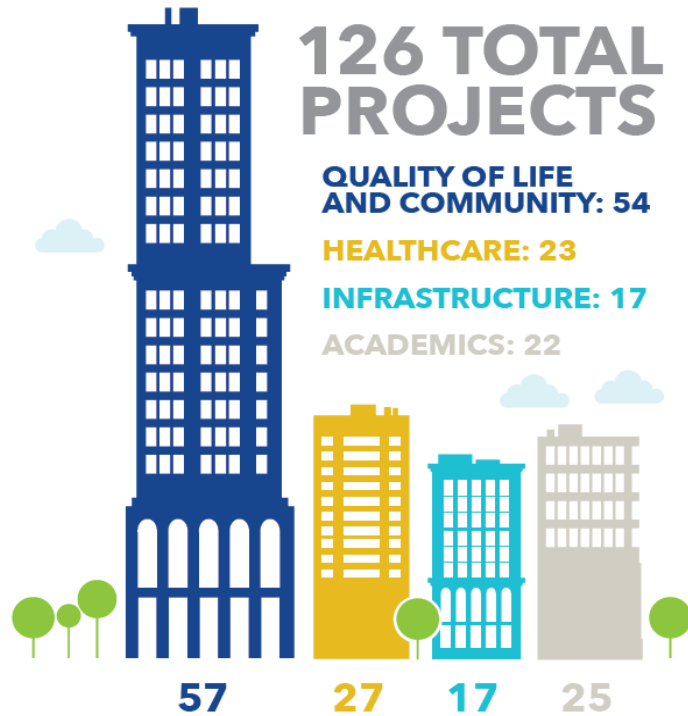
**Mayasandra:** Since 2014, UK faculty, students, and community partners have spent their spring vacations participating in an international practicum in rural Mayasandra, India. Students from across various disciplines provide services to children with disabilities and their families. In each of the last two years, UK teams saw more than 50 children and families.



# Building a Campus for Student Success



In the last six years, UK has invested **\$2.2 billion** in capital renewal to improve student success, instruction, research and discovery, dining, housing, student life, athletics, and health care.



123





**Degrees Awarded:** These metrics measure the number of bachelor's degrees and Graduate/Professional Degrees awarded. This metric is important because Kentucky must increase statewide educational attainment to create a better-educated workforce and improve economic opportunity for our citizens.

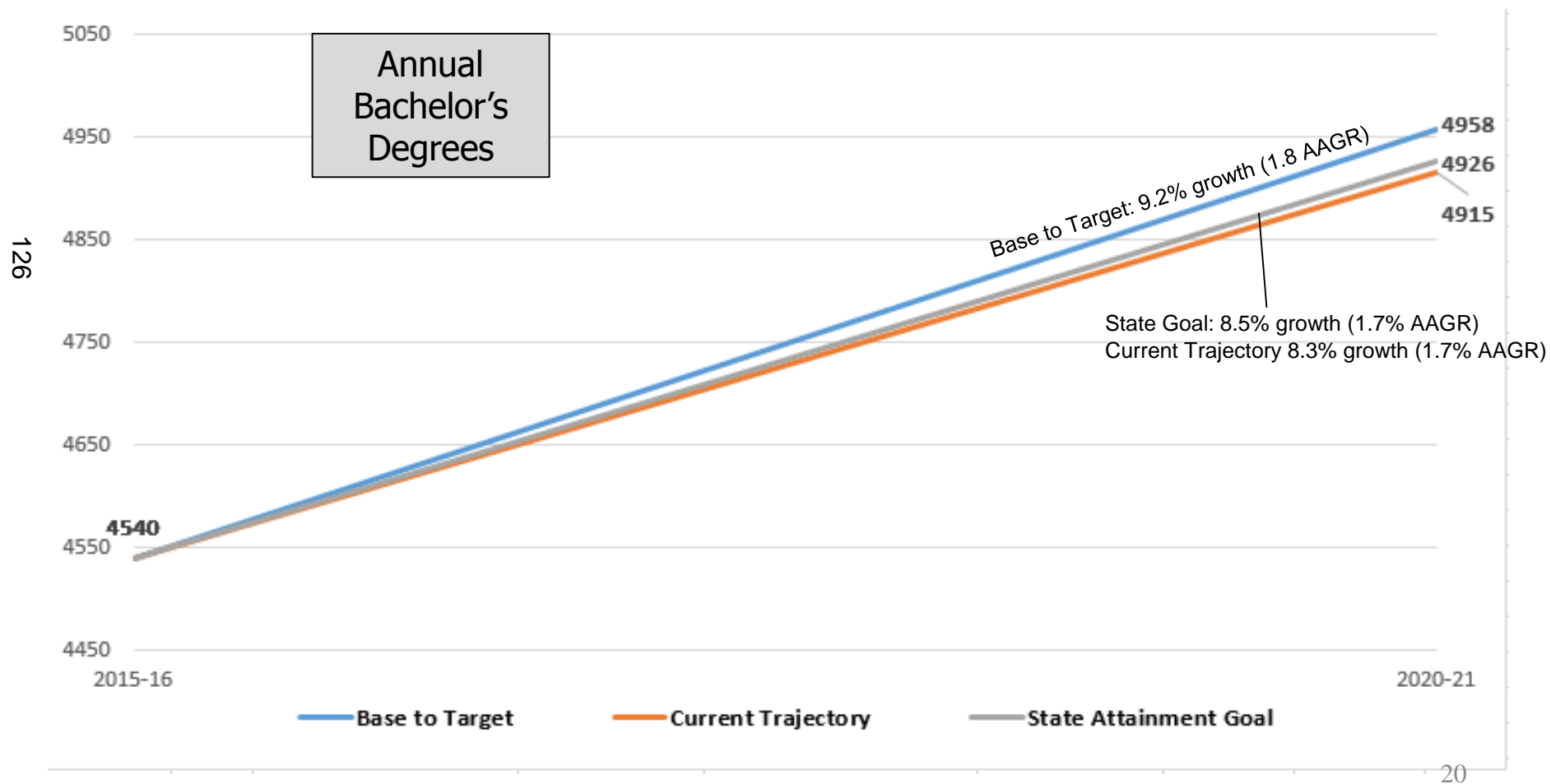
125

Performance Metric	Trend Data				Baseline 2015-16	Percent Change from 2011-12 to Baseline	Target 2020-21	Percent Change from Base To Target
	2011-12	2012-13	2013-14	2014-15				
<b>Bachelor's Degrees</b>	3,735	4,022	3,988	4,238	4,540	21.6%	<b>4,958</b>	9.2%
<b>Low Income</b>	1,100	1,203	1,287	1,350	1,423	29.4%	<b>1,650</b>	16.0%
<b>URM</b>	268	335	412	460	536	100%	<b>621</b>	15.9%
<b>STEM+H</b>	1,126	1,237	1,345	1,439	1,609	42.9%	<b>1,735</b>	7.8%
<b>Graduate/ Professional Degrees</b>	2,119	2,163	2,133	2,068	2,098	-1.0%	<b>2,151</b>	2.5%

# Impact



To meet the statewide educational attainment goal of 60% by 2030, the number of degrees and credentials produced in Kentucky needs to grow by approximately 8.5% by year 2020-21 (This is a 1.7% average annual growth in bachelor's degree production).

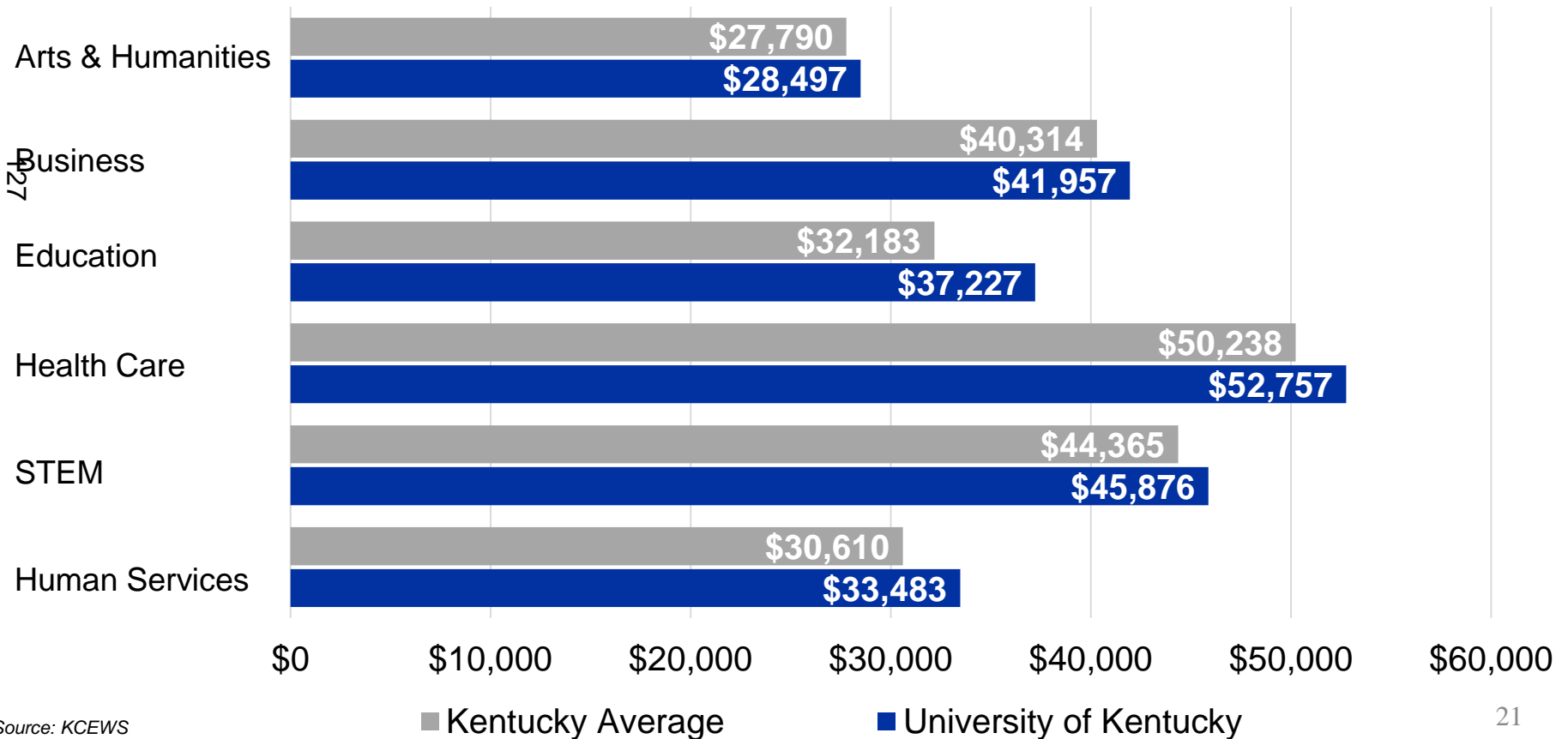


# Impact at UK



**UK bachelor's degree recipients contribute to key industries in the Kentucky economy and earn wages higher than the state average five years after graduation.**

Average Salary of Bachelor's Degree Recipients Employed in Kentucky Five Years After Graduation, by Field



Source: KGEWS

**Internships/Co-ops/Clinical Experiences:** The percent of students graduating within a given year (summer, fall, spring), receiving a degree (associate or baccalaureate), who have participated in an internship, cooperative work experience, or clinical learning experience that would qualify for academic credit (includes student teaching and apprenticeships/practicums that encompass an entire academic credit-bearing course). Institutions should use student enrollment in actual internship, co-op, clinical, practicum, apprenticeship, and student teaching courses, and not experiences embedded in other courses.

128

Performance Metric	Baseline 2015-16	2016-17	2017-18	2018-19	2019-20	2020-21
Internships/ Co-ops/ Clinical Experiences	39%					

*Note: Targets are not required for these metrics*



## Total Research Expenditures/Extramural Research & Development:

- **Total Research Expenditures:** Amount of research and development expenditures as reported on the Higher Education Research and Development (HERD) Survey funded from all sources including federal, state and local government; business; nonprofit organizations, institutional, and other sources.
- **Extramural Research & Development:** Amount of research and development expenditures as reported on the Higher Education Research and Development (HERD) Survey funded from federal, state and local government; business; nonprofit organizations, and other sources but excludes institutionally-funded research.

129

Performance Metric	Baseline 2015-16	2016-17	2017-18	2018-19	2019-20	2020-21
Total Research Expenditures, in thousands	\$349,661					
Extramural Research & Development, in thousands	\$244,494					

*Note: Targets are not required for these metrics*

# Answering Kentucky Questions



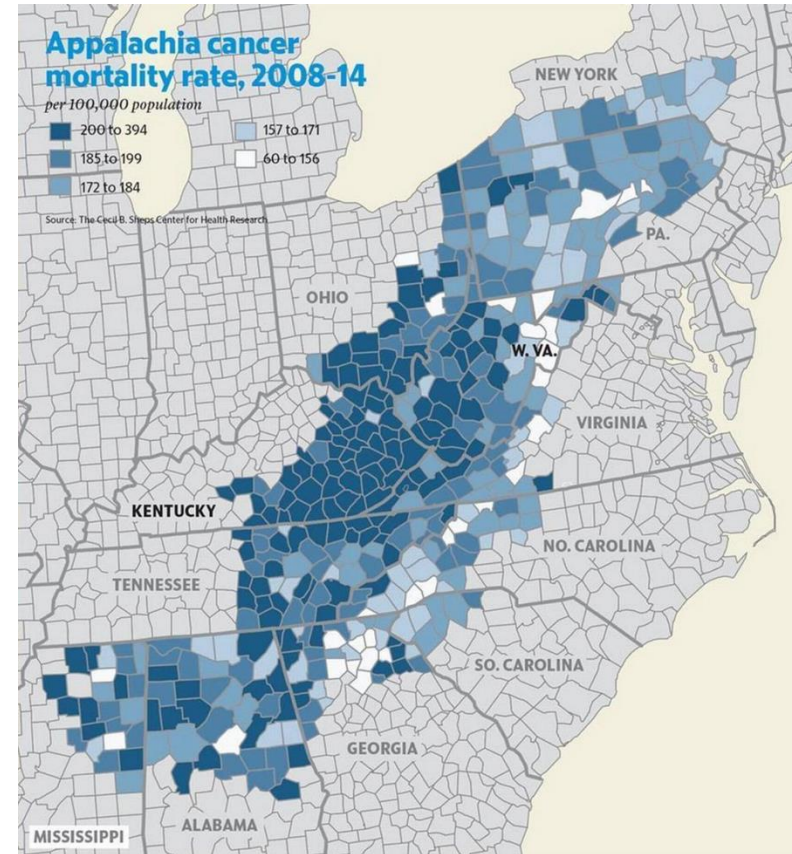
UK is **one of 22 universities** with the trifecta of top federal grants: an NCI-designated cancer center, the Clinical and Translational Science Award, and an Alzheimer's Disease Center.

UK faculty and staff received **\$331.3 million** in research awards in FY 2016-17.

UK received **\$113 million** in fiscal year 2016-17 from the National Institutes of Health for research to improve health outcomes for Kentucky families in areas including drug abuse and addiction, cancer, cardiovascular disease, diabetes, obesity, and neuroscience.

In October 2016, UK began construction on a **\$265 million** multi-disciplinary research building focused on finding answers to Kentucky questions.

UK owns **601 worldwide patent assets**.



# An Economic Driver for Kentucky



## Community Investment

UK's **\$2.2 billion in capital renewal** – less than 10% financed with state support – has generated **\$285 million in expenditures** with Kentucky companies and **12,000 direct and indirect jobs**.

<sup>131</sup> UK has spent nearly **\$3.7 billion** with Kentucky companies since 2011.

UK is among Kentucky's largest employers with **13,563 full-time employees** who pay nearly **\$100 million in state and local taxes**.



## UK HealthCare

UK's \$1.6 billion health enterprise partners with **180 clinics and providers**, serving a growing patient population with increasingly complex medical needs.

Annual patient discharges have grown by **102%** since 2003, exceeding more than **38,700** in FY 2016-17.

Annual clinic/ambulatory visits are projected to surpass **1.5 million** in 2017.



## UK Extension Services

UK Extension Services is present in all **120 Kentucky counties**. In 2016, agents served more than:

- 503,000 children through nutrition education programs,
- 368,000 families making physical activity lifestyle choices,
- 279,000 K-12 students through 4-H,
- And 12,000 growers with new conservation practices.



# Questions?

## Contact Information:

Eli Capilouto, President  
University of Kentucky

Phone: (859) 257-1701  
Email: [pres@uky.edu](mailto:pres@uky.edu)

[www.uky.edu](http://www.uky.edu)



Council on Postsecondary Education  
September 11, 2017

## **Stronger by Degrees: Kentucky Adult Education Annual Report**

The Kentucky Adult Education Act passed by the 2000 General Assembly merged Kentucky Adult Education with the Council on Postsecondary Education, increased funding for the KYAE system and set the stage for dramatic improvements in the educational status of adult Kentuckians who lack a high school diploma, function at low levels of literacy or want to learn English.

The Council on Postsecondary Education's 2016-2021 Strategic Agenda for Kentucky Postsecondary and Adult Education focuses on three urgent priorities—opportunity, success and impact. Kentucky Adult Education (KYAE) Skills U is responsible for Policy Objective 4 under college readiness.

KYAE President Reecie Stagnolia will present KYAE annual report to the Council. It will highlight baseline data compiled for the 2016-21 Strategic Agenda and long-term and short-term goals to meet their targets over the five-year plan.



# Annual Report: Kentucky Adult Education

**Presented to the Council on Postsecondary Education  
September 11, 2017**

**Reecie D. Stagnolia  
Vice President for Adult Education  
Kentucky Council on Postsecondary Education**



# Kentucky's Education Reform

- **Kentucky Education Reform Act (1990)**
- **Postsecondary Education Improvement Act of 1997 (HB1)**
- **Adult Education Act (Senate Bill 1 of 2000)**
- **Workforce Innovation and Opportunity Act (WIOA); Title II, Adult Education and Family Literacy Act (AEFLA)**

# The Challenge




136

“Adult illiteracy is a fundamental barrier to every major challenge facing Kentucky, including early childhood education, **education reform, economic development**, and improving the health and well-being of Kentucky’s families and communities.”

- *The Adult Education Act of 2000*



# A More Demanding Economy



## The Passport to the American Dream:

- In 1973, the Passport was a **High School Diploma**.
  - 72%\* of the workforce had no more than a high school degree
- In 2017, the Passport is **education beyond High School**

*\*Nearly 60% of today's workforce has at least some college.*

Source: Center on Education and the Workforce, Georgetown University

# Kentucky Adult Education Skills U

## Services:

- Standards-based academic instruction
- Workforce preparation activities
- Preparation and coaching for next steps (e.g., college and career)

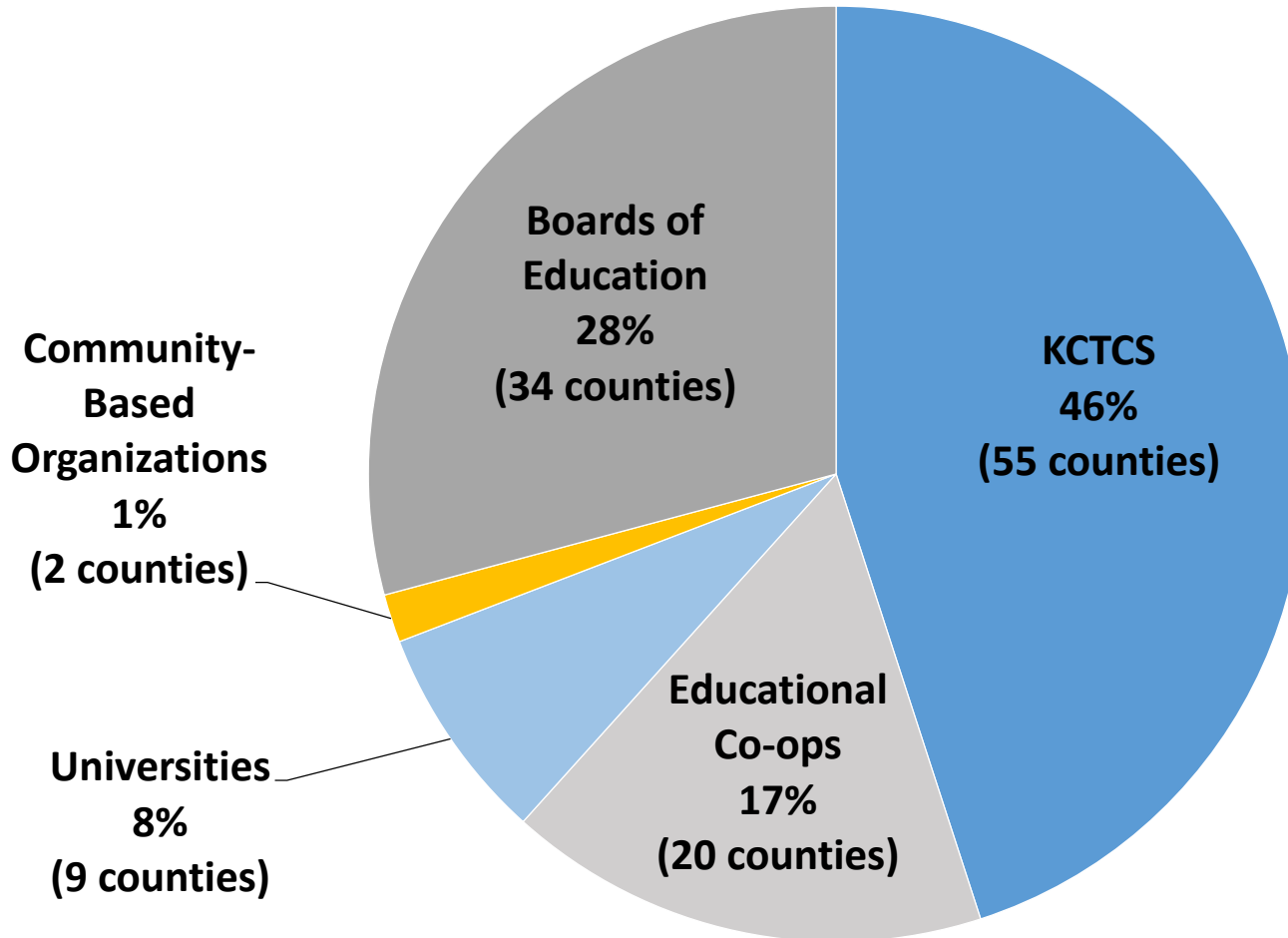
## Populations served:

- Individuals without a high school diploma
- Individuals with a high school diploma with emergent needs
- English Language Learners
- Corrections

## Preparation for the following:

- GED® high school equivalency test
- Stackable credentials (e.g., KESC, NCRC, etc.)
- Transition to postsecondary education and training

# Kentucky Adult Education Provider Network



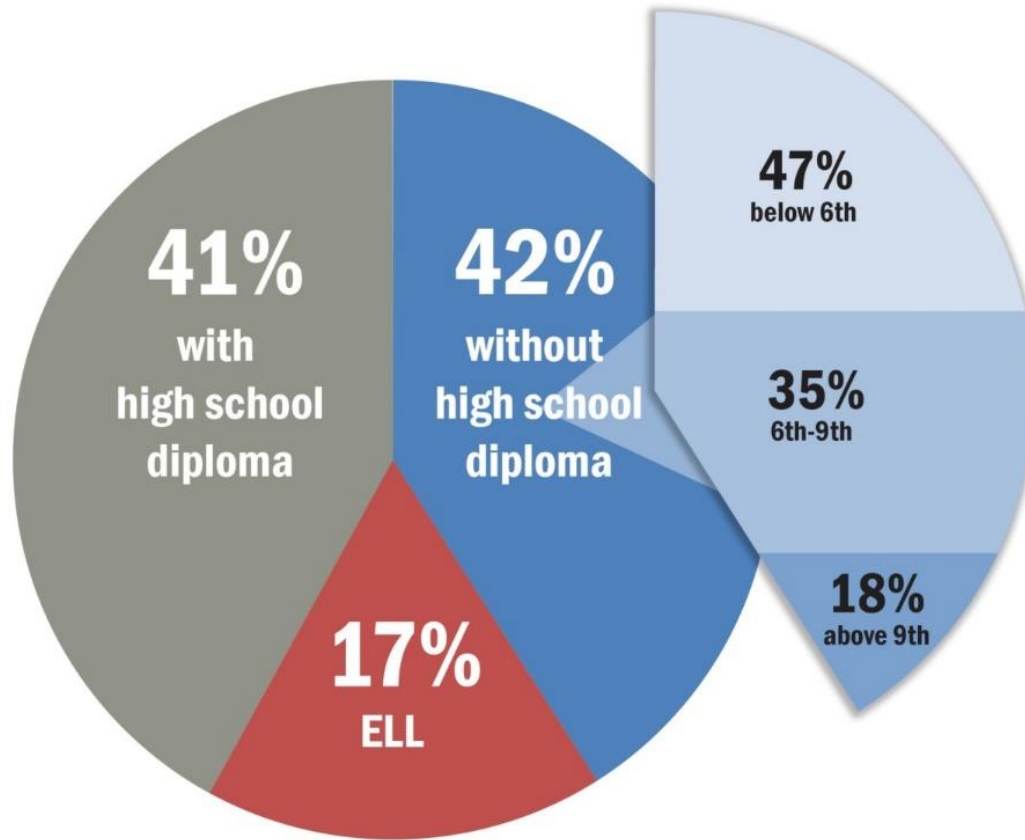
139



Source: Kentucky Adult Education Reporting System (KAERS)



# 2016-17 Student Profile

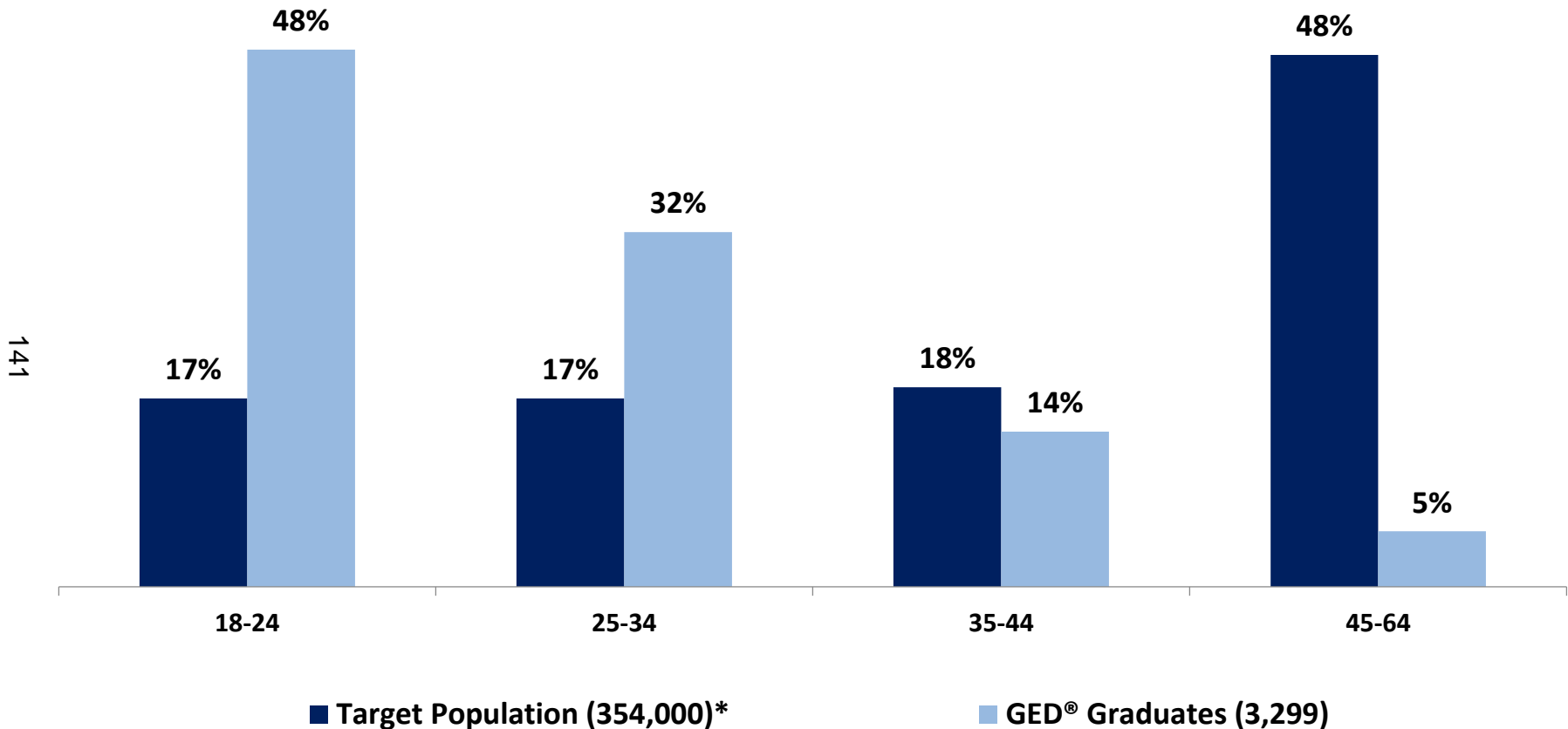


140

Source: Kentucky Adult Education Reporting System (KAERS)



# Target Population and GED® Graduates



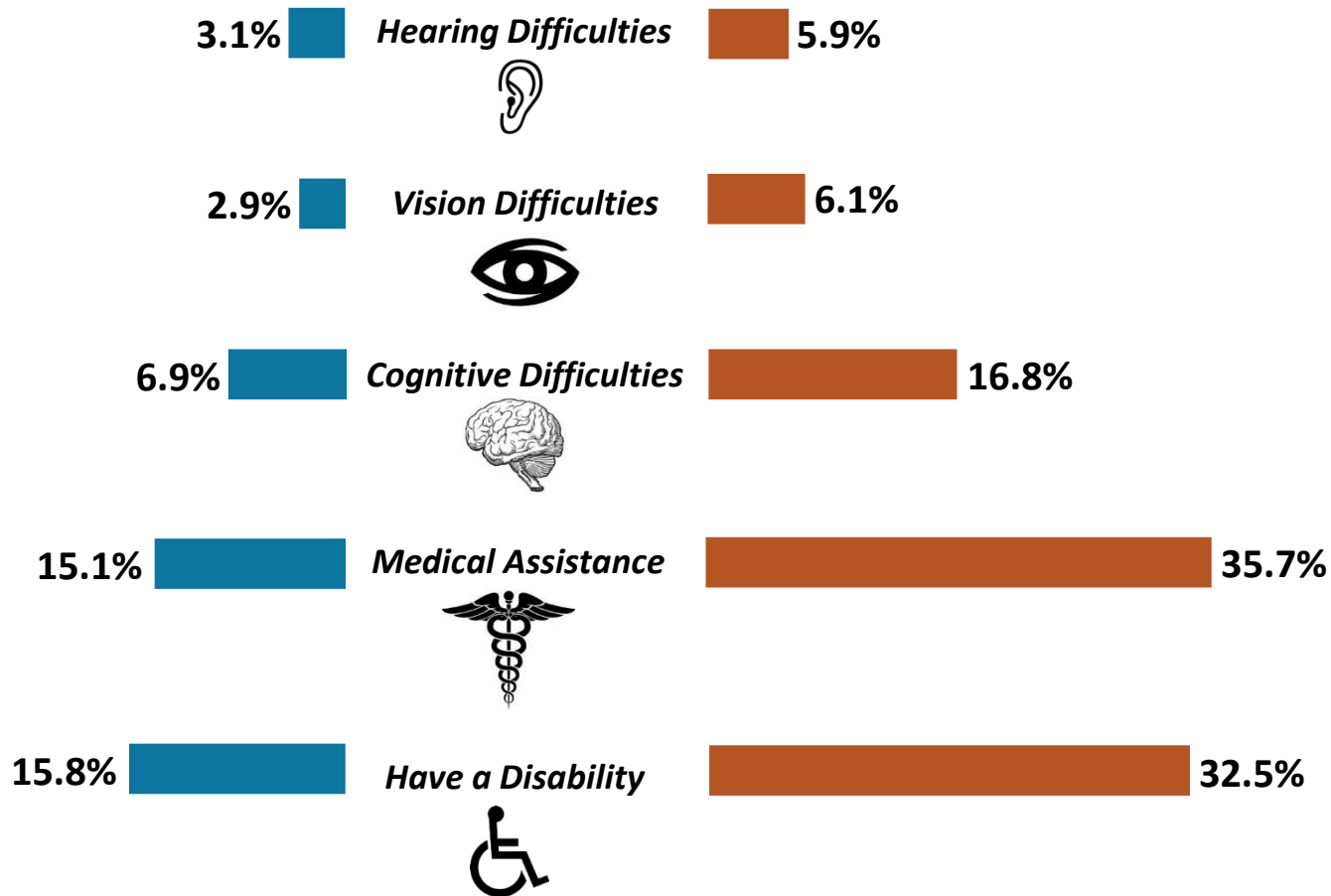
Sources: GEDTS® Database and American Community Survey, 2011-15, 5 year estimate



# Significant Challenges to Success

## With High School Diploma

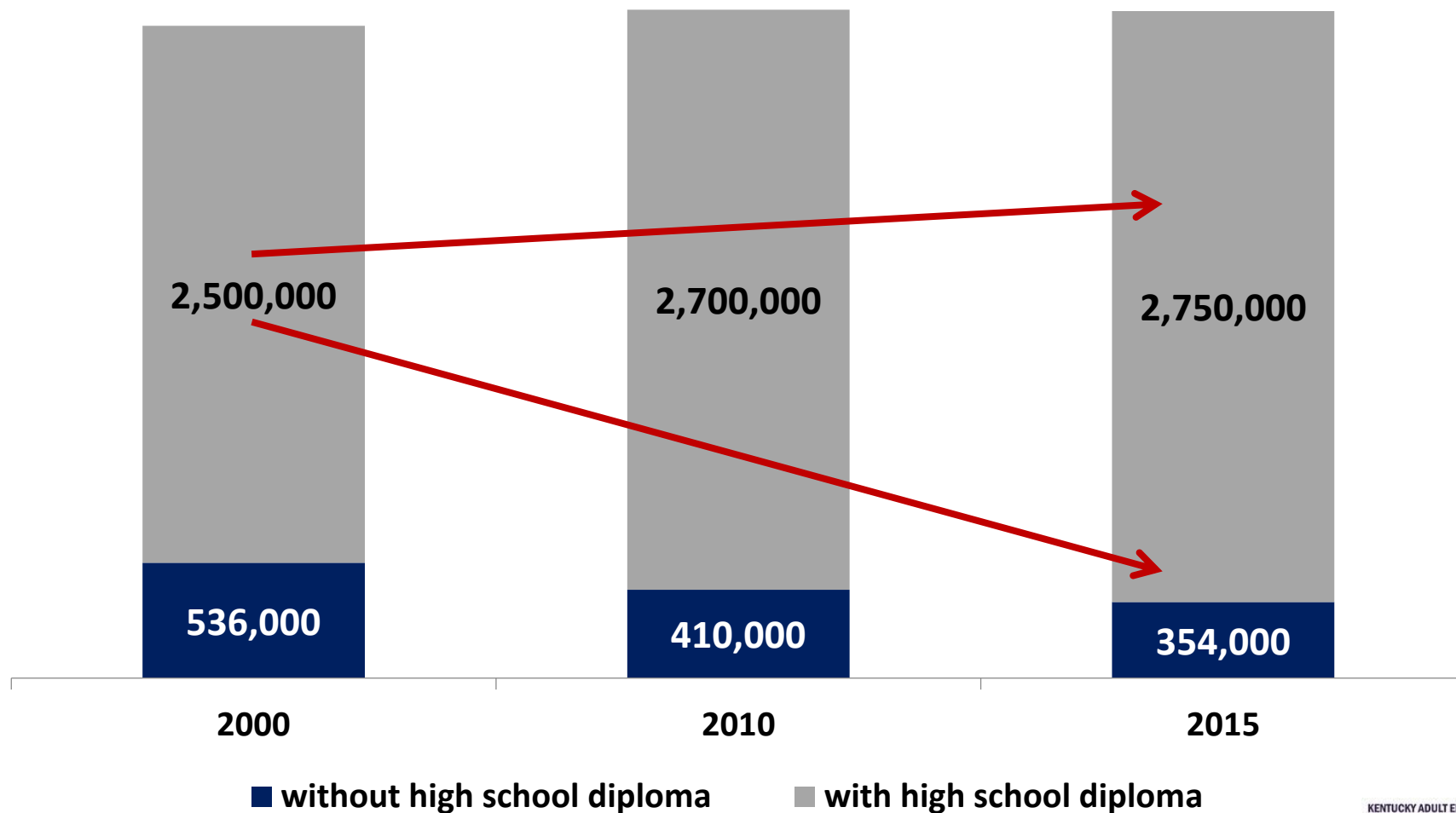
## Without High School Diploma



142

# Kentucky Population, 18-64

143

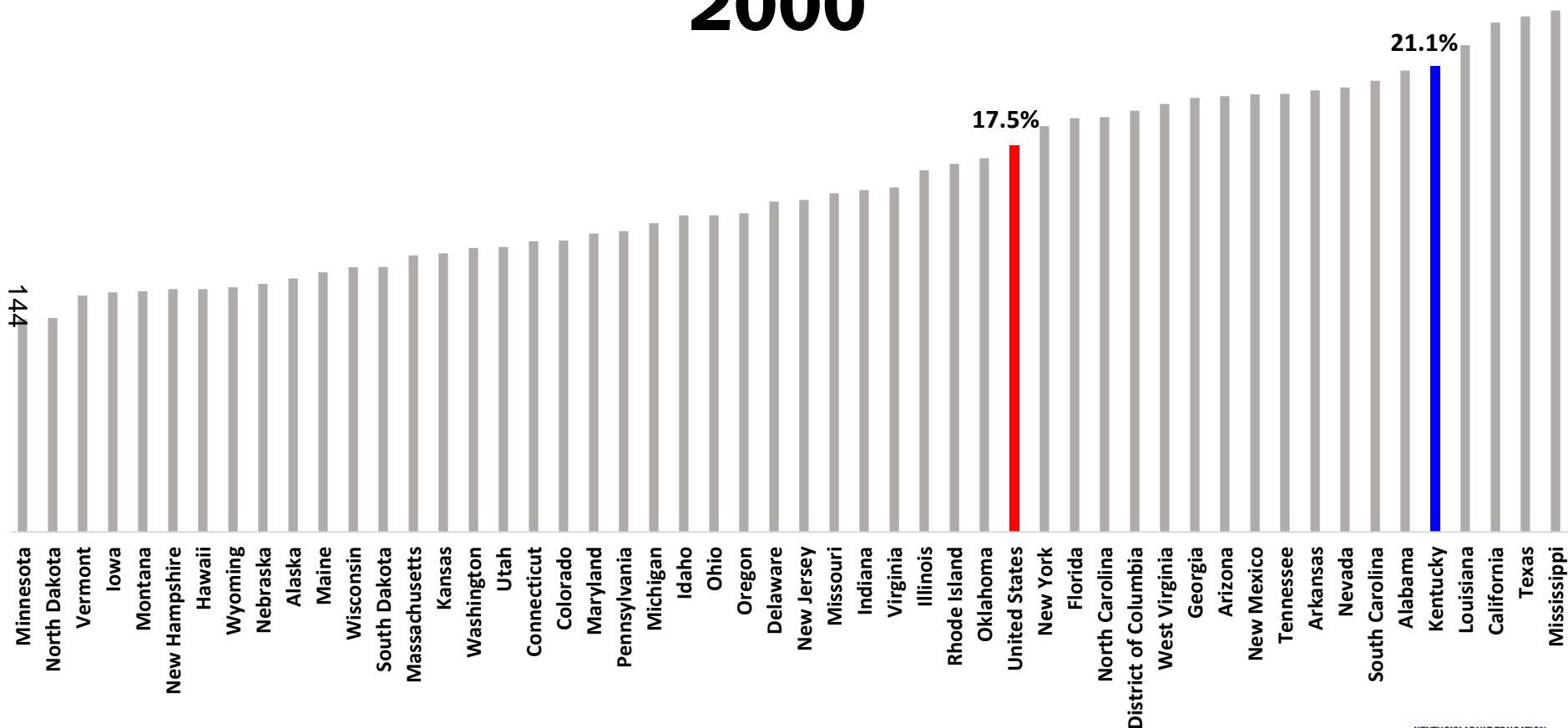


Sources: Census Data, 2000; ACS 5-years estimates, 2006-2010 and 2011-2015



# Percent of Population, 18-64, without High School Credential

## 2000



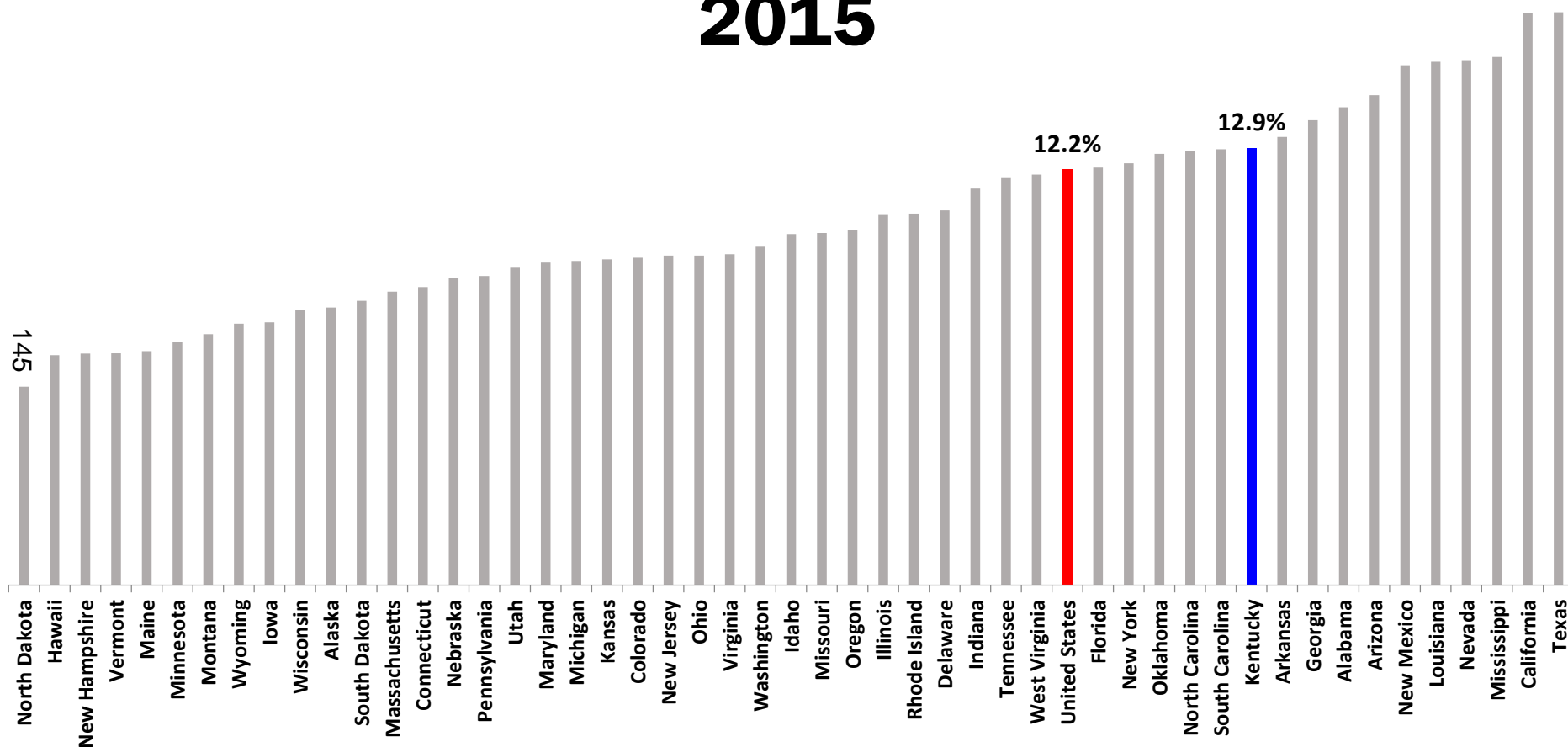
Source: Census 2000, 110th Congress Sample Data





# Percent of Population, 18-64, without High School Credential

## 2015



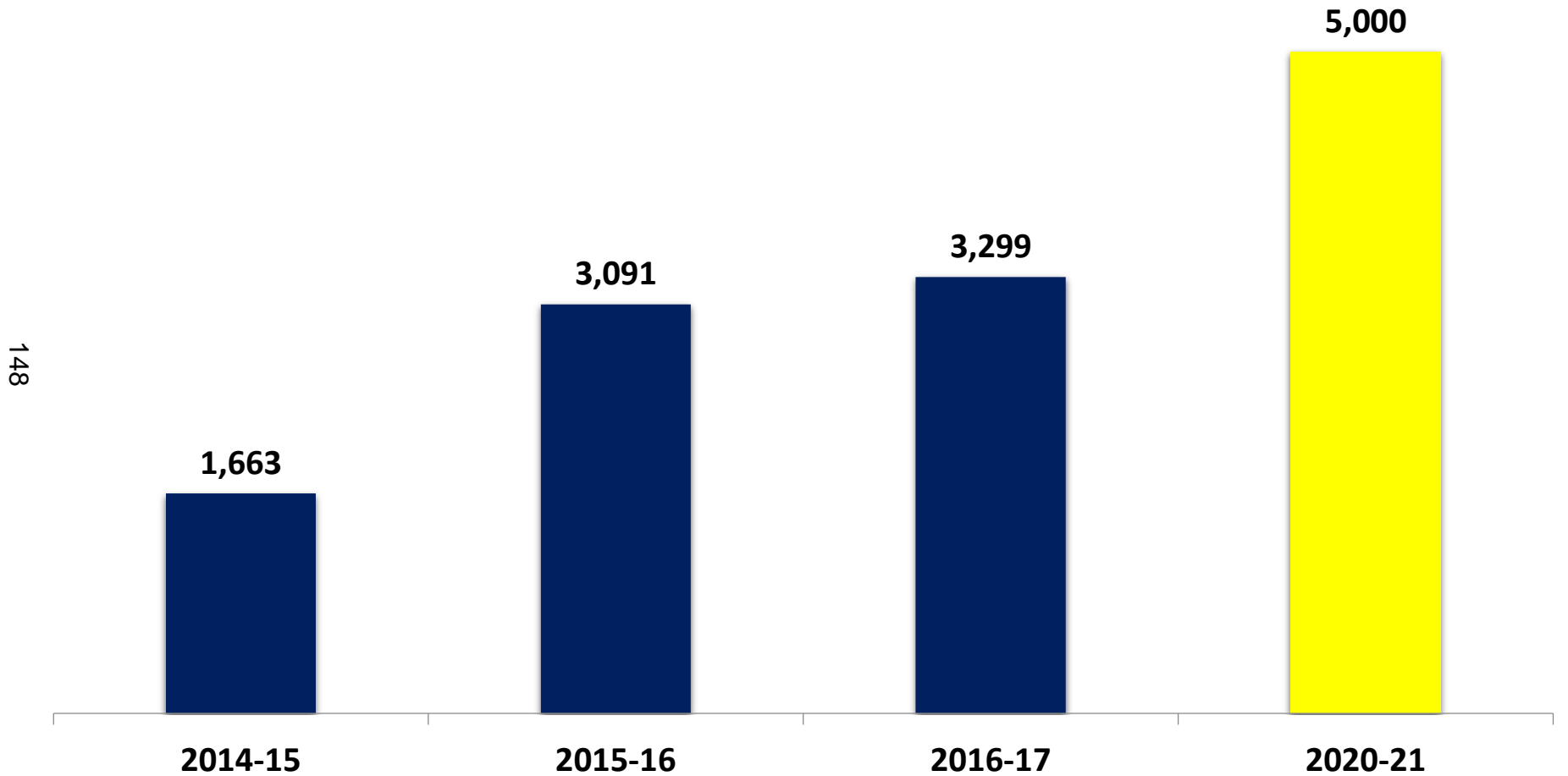
Source: American Community Survey, 5 year estimate







# GED® Graduates

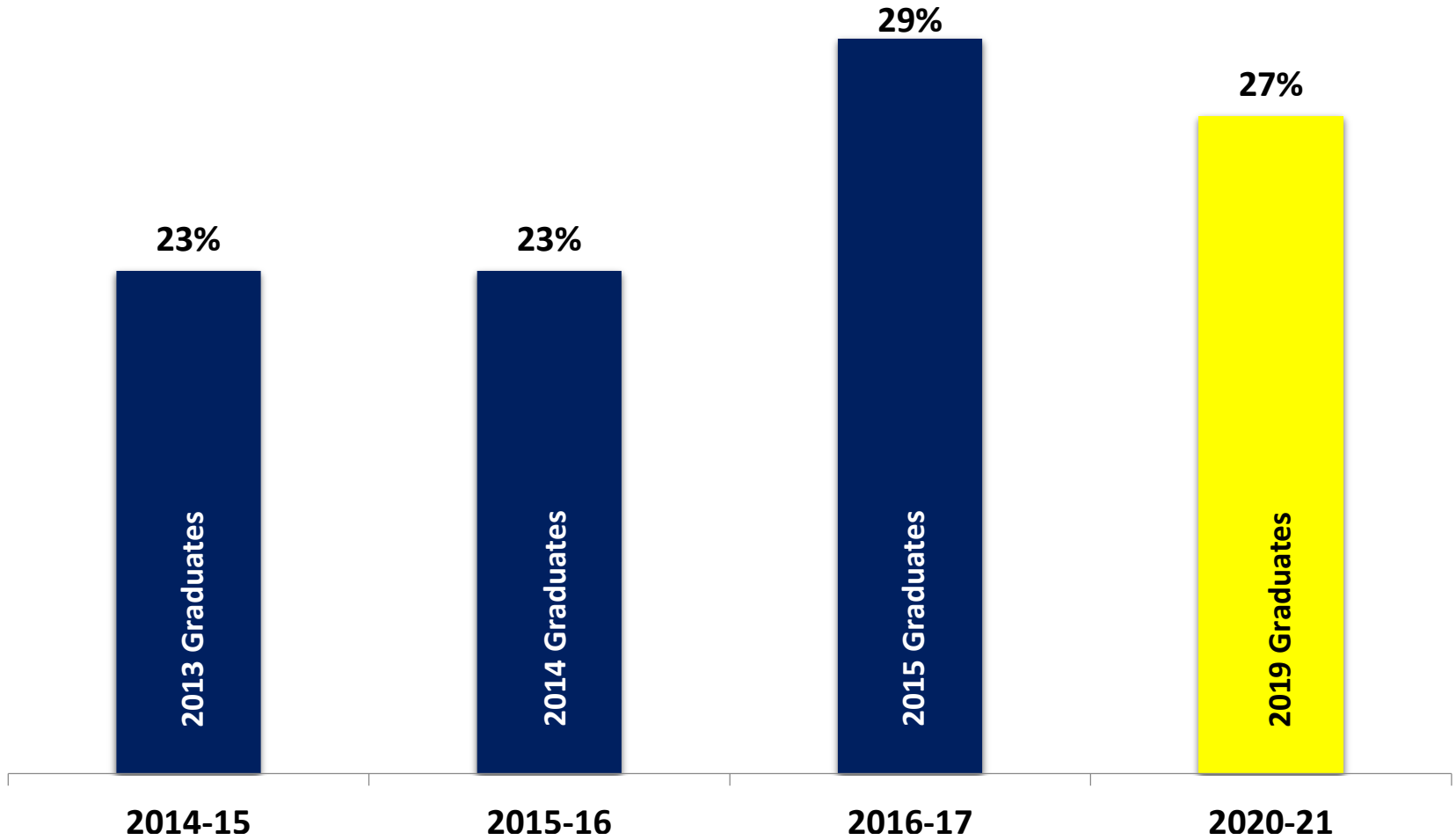


Source: Kentucky Adult Education Reporting System (KAERS)



# GED® Graduates Enrolling into Kentucky's Colleges and Universities\* within Two Academic Years

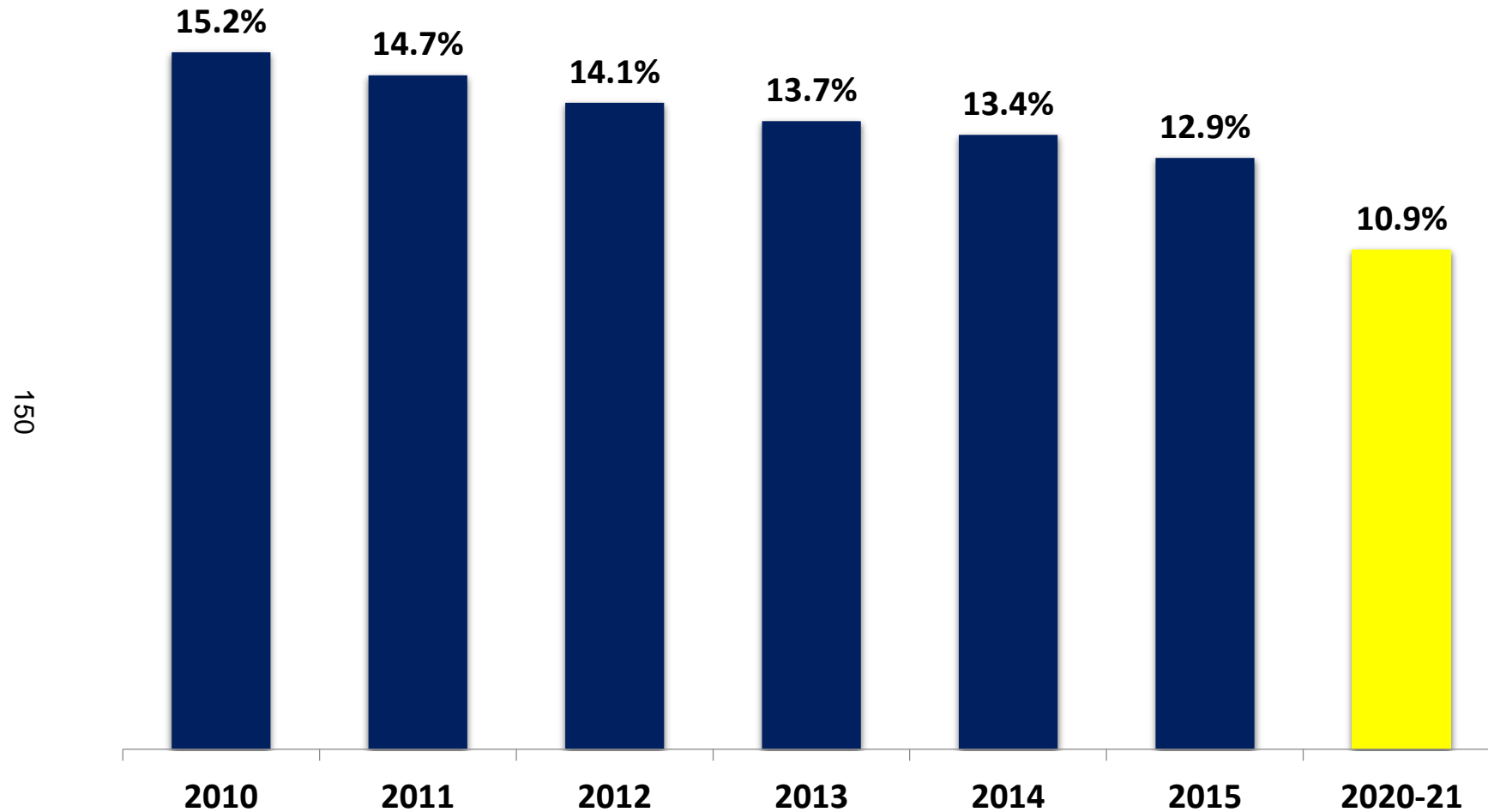
149



\*Kentucky's state-supported colleges and universities and the regionally accredited, non-profit, independent colleges and universities.



# Percent of Working Age Kentuckians without High School Credential



Source: American Community Survey, 5 year estimate



# WIOA Performance Measures

- 1. Employment in 2nd quarter**
- 2. Employment in 4th quarter**
- 3. Median earnings in 2nd quarter**
- 4. Credential attainment**
- 5. Measurable skill gains**
- 6. Effectiveness in serving employers**

# Implementation of WIOA Expectations

- Standards-based academic instruction
- Vetted Employability/Essential Skills Standards
- Workforce preparation contextualized academic instruction
- Blended learning with Worldwide Interactive Network (WIN) courseware
- Stackable credential Kentucky Essential Skills Certificate (KESC)
- Employer/employer association collaborative to build occupationally-contextualized curricula for in-demand sectors
- Accelerating Opportunity (AOKY) and AOKY Fast Track
- Lesson Bank





# Strengthening Partnerships

## Office of Employment and Training

- Joint guidance, referral systems, KESC courseware

## Cabinet for Health and Family Services & Department of Workforce Investment

- Medicaid waivers

## Department for Community Based Services

- Paths2Promise (P2P)

## Vocational Rehabilitation

- Creating Access to Successful Employment (CASE)

## Libraries

- Libraries Economic Advantage Forum (LEAF)

## Work Ready Communities



# Commitment to High Quality Educational Service

## Professional Development

### ➤ Partners:

- ✓ Collaborative Center for Literacy Development, University of Kentucky
- ✓ Adult Education Academy, Morehead State University
- ✓ Kentucky Educational Television (KET)
- ✓ National Center for Families Learning

### ➤ System


### ➤ Programmatic

### ➤ Instructor growth

## Minimum Requirements

- Bachelor's degree

## Considering Master's requirement for program directors



# Rebranding Kentucky Adult Education

- KYAE's services have changed to reflect **change in workforce needs**
- "Skills U" encompasses wider array of **services being offered**



155

# Kentucky Adult Education Skills U

- Officially launched July 1
- Extensive launch campaign, including TV and radio commercials
  - ✓ 4 total, being rotated every couple of months
  - ✓ Corresponding text campaign

