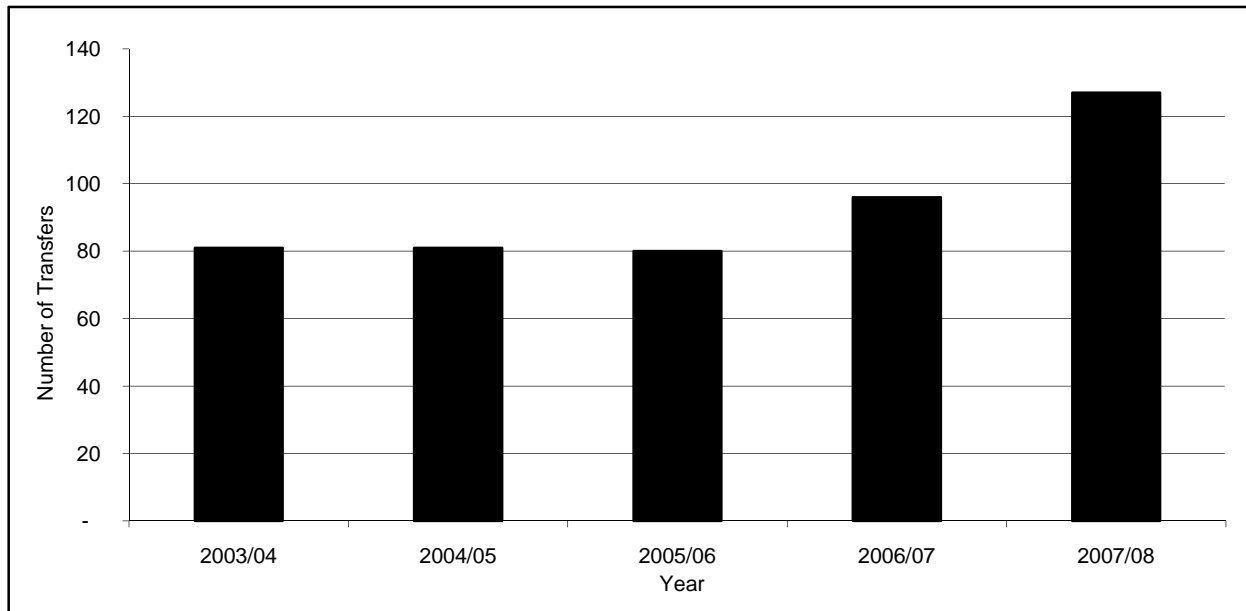


A first-time transfer student is identified by the four-year public or independent institution's student record file (type1). Only those students transferring from a KCTCS institution are selected for these reports.

**A. Basic Information about Transfer Students**

	Transfer Year			
	2006/07		2007/08	
	This Institution	KCTCS	This Institution	KCTCS
<b>1. Transfers from KCTCS to Four Year</b>				
Four-Year Public	87	3,548	62	3,185
Independent (AIKCU Institutions)	9	938	65	1,093
Total	96	4,486	127	4,278
<b>2. Transfers by Credit Hours</b>				
Four-Year Public Only				
6 or fewer hours	18	367	1	115
7-14	2	141	2	109
15-29	10	380	4	306
30-44	9	462	6	416
45-59	11	560	5	471
60 or more	37	1,638	37	1,502
Total	87	3,548	55	2,919
Average Credit Hours	49.7	52.5	65.6	57.3
<b>3. Number Who Transferred with an Associate Degree</b>	25	812	27	747
<b>4. First-Time Transfers by Year</b>				
Henderson Community College	81	81	80	96
College				127

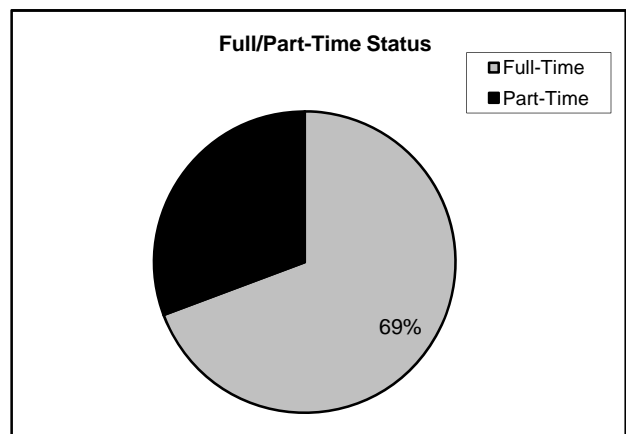
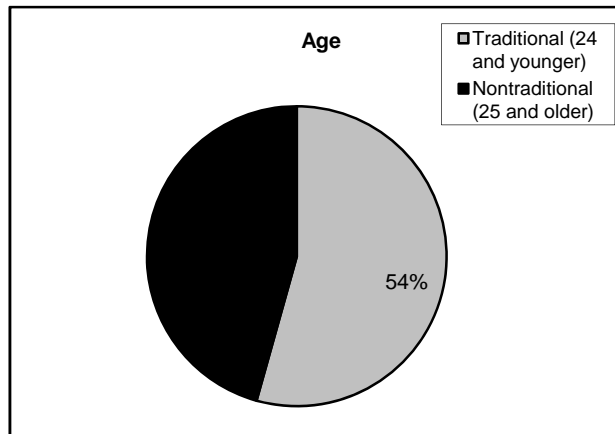
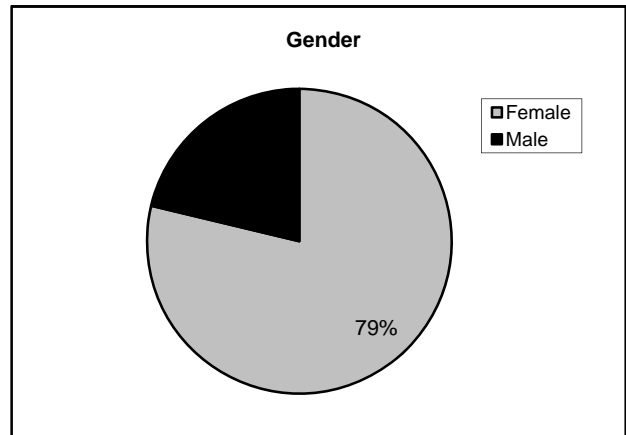
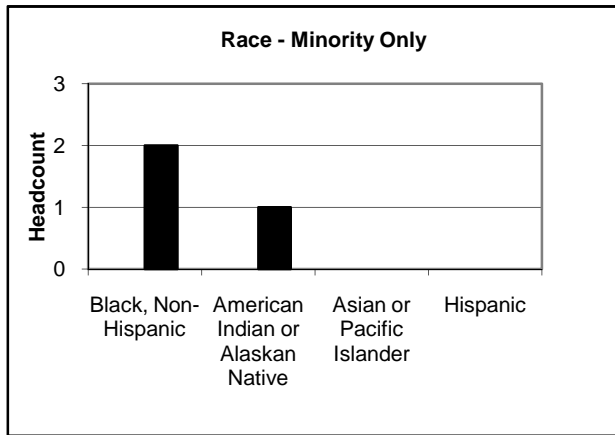
**Graph of First-Time Transfers by Year**



B. Demographics of Students Who Transfer

		2007/08			
		This Institution		KCTCS	
		Number	%	Number	%
<b>1. Race</b>	Nonresident Alien			14	0.3%
	Black, Non-Hispanic	2	1.6%	294	6.9%
	American Indian or Alaskan Native	1	0.8%	19	0.4%
	Asian or Pacific Islander			41	1.0%
	Hispanic			47	1.1%
	White, Non-Hispanic	118	92.9%	3,737	87.4%
	Unknown	6	4.7%	126	2.9%
	Total	127	100.0%	4,278	100.0%
<b>2. Gender</b>	Female	100	78.7%	2,620	61.2%
	Male	27	21.3%	1,658	38.8%
	Total	127	100.0%	4,278	100.0%
<b>3. Age</b>	Traditional (24 and younger)	69	54.3%	2,467	57.7%
	Nontraditional (25 and older)	58	45.7%	1,811	42.3%
	Total	127	100.0%	4,278	100.0%
<b>4. Full/Part-Time at Four-Year Institution</b>	Full-Time	88	69.3%	3,138	73.4%
	Part-Time	39	30.7%	1,140	26.6%
	Total	127	100.0%	4,278	100.0%

Graphs of Transfer Demographics



**C. Student Success**

The information in item 1 below refers to students who were first-time transfers in fall 2006 and returned for a second year at the same four year institution in fall 2007.

**1. Retention One Year after Transfer**

	This Institution			KCTCS		
	Number Retained	%	Average Grade of Retained Student <sup>1</sup>	Number Retained	%	Average Grade of Retained Student <sup>1</sup>
Four-Year Public	69	79.3%	2.99	2,590	73.0%	3.05
Independent (AIKCU Institutions)	9	100.0%	N/A	710	75.7%	N/A
Total	78	81.3%	N/A	3,300	73.6%	N/A

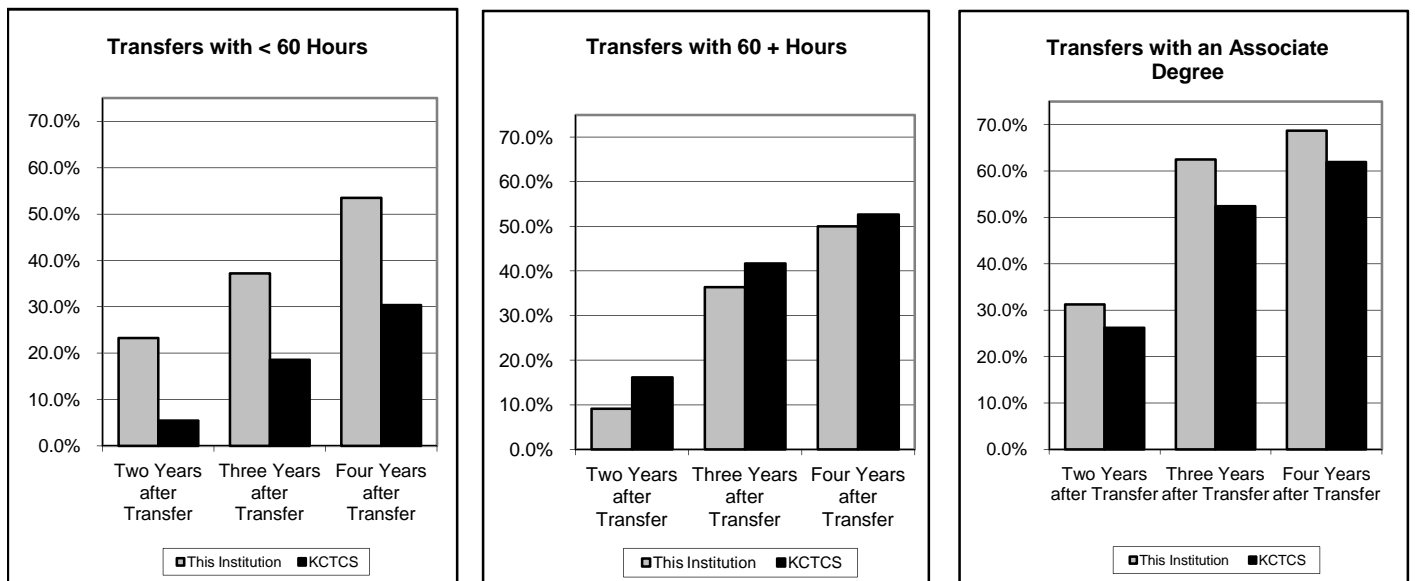
<sup>1</sup> Average grades for all courses taken with a grade of A,B,C,D, or F. This is not the same as the student's grade point average.

**2. Graduation Rates**

Fall 2003 Transfers by Transfer Hours or Associate Degree Conferred	Cohort	Completed a Baccalaureate Degree within...					
		Two Years after Transfer		Three Years after Transfer		Four Years after Transfer	
	Number	%	Number <sup>2</sup>	% <sup>2</sup>	Number <sup>2</sup>	% <sup>2</sup>	
<b>This Institution</b>							
< 60 hours (no degree)	43	10	23.3%	16	37.2%	23	53.5%
60 or more hours (no degree)	22	2	9.1%	8	36.4%	11	50.0%
Associate Degree	16	5	31.3%	10	62.5%	11	68.8%
<b>KCTCS</b>							
< 60 hours (no degree)	2,319	126	5.4%	431	18.6%	704	30.4%
60 or more hours (no degree)	942	152	16.1%	393	41.7%	496	52.7%
Associate Degree	767	201	26.2%	402	52.4%	475	61.9%

<sup>2</sup> Cumulative degrees conferred are counted in these numbers and percentages.

**Graphs of Graduation Rates**



**D. Kentucky Institutions To Which These Students Transferred**

	2007/08	
	This Institution	KCTCS
<b>Public Four-Year Universities:</b>		
Eastern Kentucky University	2	718
Kentucky State University		30
Morehead State University	1	369
Murray State University	40	467
Northern Kentucky University	2	132
University of Kentucky	8	447
University of Louisville	2	533
Western Kentucky University	7	489
<b>Independent Colleges and Universities (AIKCU)</b>		
Alice Lloyd College		17
Asbury College		29
Bellarmine University		23
Berea College		4
Brescia University		31
Campbellsville University		42
Centre College		
Georgetown College		9
Kentucky Christian University		12
Kentucky Wesleyan College	2	41
Lindsey Wilson College	1	162
Mid-Continent University	5	197
Midway College	57	362
Pikeville College		45
Spalding University		48
St. Catharine College		32
Thomas More College	1	
Transylvania University	1	
Union College		27
University of the Cumberlands		10

**E. Initial Major after Transfer**

	2007/08	
	This Institution	KCTCS
Agriculture, Agriculture Operations	3	76
Architecture and Related Services		4
Area, Ethnic, Cultural and Gender Studies		
Biological and Biomedical Sciences	1	150
Business, Mgt, Marketing, and Related Svcs	18	625
Communications Technologies/Technicians		4
Communications, Journalism, and Related Prog	2	103
Computer and Information Sciences	6	76
Construction Trades		
Education	60	739
Engineering	1	86
Engineering Technologies/Technicians	2	74
English Language and Literature/Letters	1	60
Family and Consumer Sciences/Human Science		25
Foreign Languages, Literatures, and Linguistics		17
Health Professions and Related Clinical Science	9	544
History		62
Legal Professions and Studies		8
Liberal Arts and Sciences, General Studies	7	220
Library Science		
Mathematics and Statistics		32
Mechanics and Repair Technologies		
Military Technologies		
Multi/Interdisciplinary Studies		142
Natural Resources and Conservation		14
Parks, Recreation, Leisure, and Fitness Studies		36
Personal and Culinary Services		
Philosophy and Religious Studies		8
Physical Sciences	1	54
Precision Production		
Psychology	2	128
Public Administration and Social Service	3	134
Science Technologies/Technicians		
Security and Protective Services		147
Social Sciences	4	118
Theology and Religious Vocations		8
Transportation and Materials Moving		5
Visual and Performing Arts		83
Undecided/Undeclared	7	494