

Kentucky Community and Technical College System

Fast Facts

Enrollment	Fall 2000	Fall 2001	Fall 2002	Fall 2003	Fall 2004	Fall 2005	Fall 2006	Fall 2007	Fall 2008	8 Yr % Chng
Total Headcount	59,415	70,913	76,082	80,695	81,990	84,931	86,475	92,828	89,942	51.4%
Total FTE	37,030	41,129	44,313	46,210	45,928	45,656	44,822	46,357	47,034	27.0%
Full-Time	28,007	30,666	33,193	34,691	34,674	33,857	32,860	33,386	34,897	24.6%
Part-Time	31,408	40,247	42,889	46,004	47,316	51,074	53,615	59,442	55,045	75.3%
First-Time Freshmen	14,486	12,508	12,015	10,407	9,424	10,338	10,319	11,151	11,325	-21.8%

Demographics	Fall 2000	Fall 2001	Fall 2002	Fall 2003	Fall 2004	Fall 2005	Fall 2006	Fall 2007	Fall 2008	8 Yr % Chng
Male	24,525	31,736	33,945	36,242	36,317	39,122	39,489	43,393	40,889	66.7%
Female	34,211	38,862	41,759	44,098	45,213	45,808	46,979	49,333	48,963	43.1%
Unknown	679	315	378	355	460	1	7	102	90	-86.7%
African American	5135	5674	5758	5,735	5,866	6,268	6,693	7,373	7,244	41.1%
Hispanic	607	645	682	753	906	929	1,017	1,168	1,295	113.3%
White	49,305	59,498	60,848	62,133	63,120	66,171	68,153	73,035	73,147	48.4%
Nonresident Alien	76	73	162	93	105	96	125	168	144	89.5%
Asian/Pacific Islander	553	546	510	551	542	629	685	722	786	42.1%
American Ind./Alaskan Nat.	305	260	243	246	207	231	262	273	286	-6.2%
Unknown	3,434	4,217	7,879	11,184	11,244	10,607	9,540	10,089	7,040	105.0%

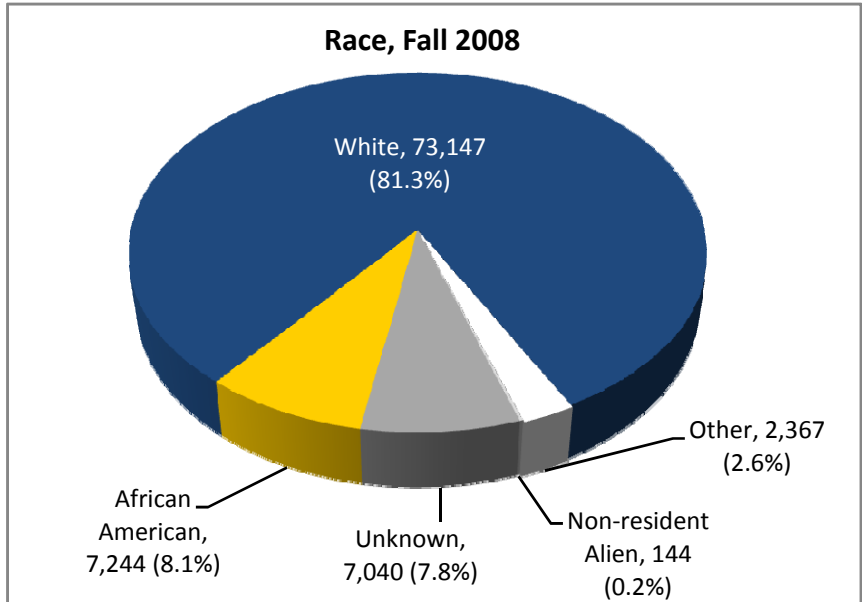
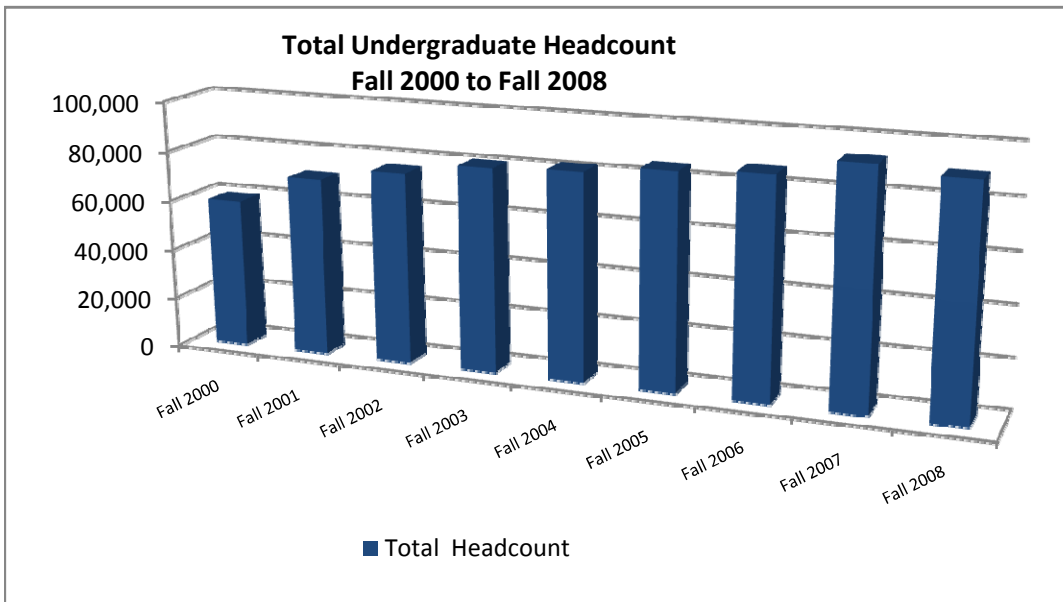
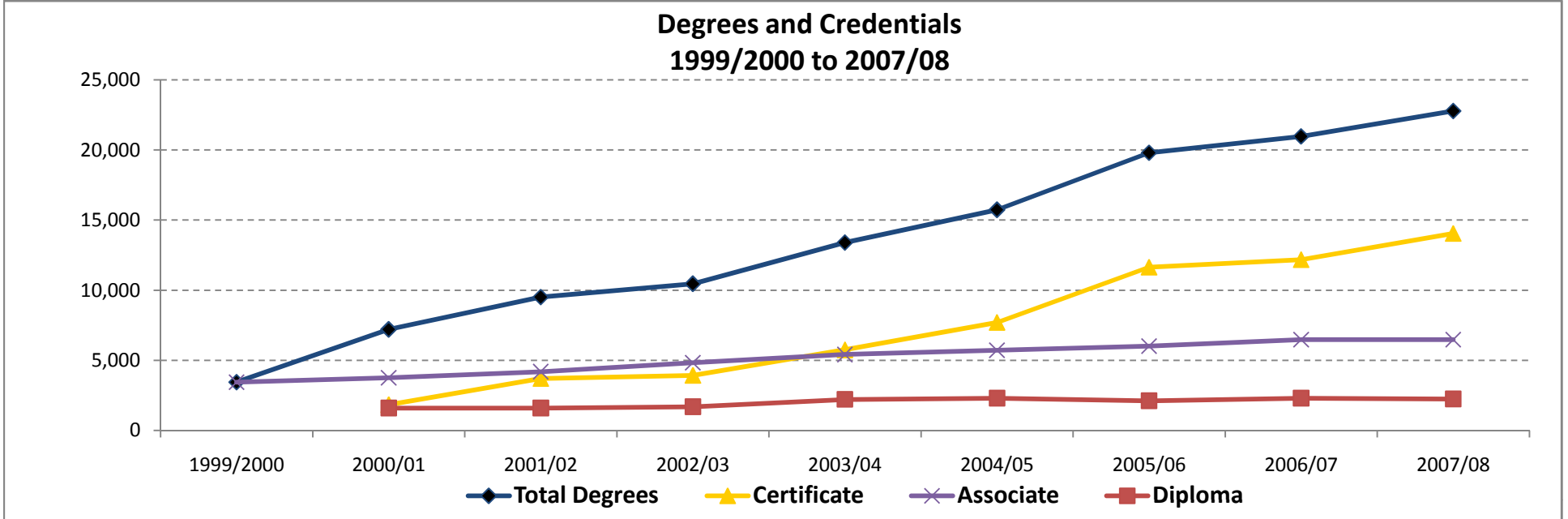
Degrees	1999/2000	2000/01	2001/02	2002/03	2003/04	2004/05	2005/06	2006/07	2007/08	8 Yr % Chng
Total Degrees	3,446	7,208	9,510	10,464	13,399	15,741	19,805	20,970	22,782	561.1%
Certificate		1,839	3,708	3,929	5,753	7,708	11,647	12,188	14,051	N/A
Associate	3,446	3,760	4,194	4,830	5,420	5,723	6,028	6,481	6,485	88.2%
Diploma		1,609	1,608	1,705	2,226	2,310	2,130	2,301	2,246	N/A

3 Year Graduation/ Persistence	Starting Enrollment		Transfers		Persisters		Graduates		Total Persistence	
	N		N	%	N	%	N	%	N	%
Entering Fall 2004 Status as of Fall 2007	10,169		1,196	11.8%	2,148	21.1%	1,705	16.8%	5,036	49.5%

Source: Kentucky Council on Postsecondary Education Comprehensive Database

April 1, 2009





Source: Kentucky Council on Postsecondary Education Comprehensive Database
April 1, 2009

