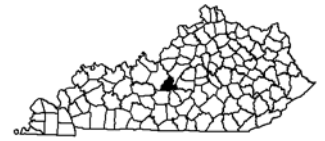


# LARUE COUNTY

## KENTUCKY POSTSECONDARY EDUCATION PROFILE 2006-07



### GENERAL POPULATION DATA

	COUNTY	STATE	US
Total population	13,373	4,041,769	281,421,906
Median household income	\$32,056	\$33,672	\$41,994
% living in poverty	15.4%	15.8%	12.4%
% eligible for Medicaid	17.1%	17.6%	na
% who do not have medical insurance	13.1%	13.3%	14.2%
% of registered voters who vote	62.1%	64.7%	70.9%
Unemployment rate	6.7%	6.1%	5.1%
% who use the Internet at home	53.4%	60.1%	na

### COLLEGE READINESS

	COUNTY	STATE
Average ACT score	20.1	21.2
% underprepared in:		
One or more subjects	62.7%	45.9%
Mathematics	56.7%	35.4%
English	31.3%	28.6%

### HIGHEST LEVEL OF EDUCATION

	COUNTY	STATE	US
% with less than a high school diploma or equiv.	29.0%	25.9%	19.6%
% with high school diploma or equivalent	40.2%	33.6%	28.6%
% with some college but no degree	15.1%	18.5%	21.0%
% with associate's degree	4.8%	4.9%	6.3%
% with bachelor's degree or above	10.9%	17.1%	24.4%

### EDUCATIONAL PIPELINE

	COUNTY
Public high school graduates in 2005	124
In-state college-going rate for 2005 high school graduates	69.4%
Ky. Adult Education enrollments in 2005-06	375
GEDs awarded in 2005-06	20
Number of students from this county who entered postsecondary education in summer or fall 2005	157
Number of students from this county who earned an associate's degree in 2005-06	42
Number of students from this county who earned a bachelor's degree in 2005-06	36
Number of students from this county who earned a bachelor's degree in science, technology, engineering, or mathematics in 2005-06	9
Number of students from this county who earned a graduate or professional degree in 2005-06	19
Number of students from this county enrolled in distance learning college courses in fall 2005	83
Number of students from this county enrolled in Ky. Virtual University courses in fall 2005	34
Number of additional bachelor's degree holders needed in this county for it to be at the US average	1,216

### EMPLOYMENT BY SECTOR

	COUNTY	STATE
Agriculture, mining, & other natural resources	11	28,251
Manufacturing & construct.	885	346,324
Retail, wholesale, transportation, & utilities	330	373,216
Finance, professional, & business services	242	258,647
Health & ed. services	251	215,834
Government & public ed.	602	293,968
Leisure, hospitality, & other services	286	209,629

### ALUMNI & UNDERGRADUATE ENROLLMENTS

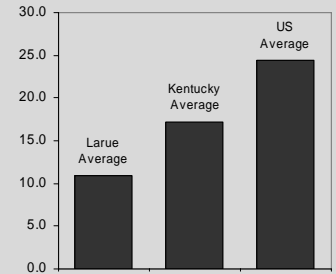
INSTITUTION	ALUMNI	FALL 2005 ENROLLMENT
Univ. of Kentucky	422	37
Univ. of Louisville	76	27
Eastern Kentucky Univ.	81	10
Kentucky State Univ.	1	1
Morehead State Univ.	12	0
Murray State Univ.	27	7
Northern Kentucky Univ.	20	4
Western Kentucky Univ.	262	89
Kentucky Comm. & Tech. College System	572	409
Independent Colleges & Universities	171	81
Total from this county	1,644	665

### FINANCIAL AID TO STUDENTS FROM THIS COUNTY

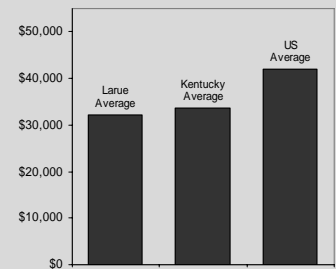
FINANCIAL AID TYPE	DOLLARS	AWARDS
Federal Pell awards	\$563,423	231
Federal loans	\$1,283,348	255
Kentucky Ed. Excellence Scholarships (KEES)	\$290,298	190
State need-based grants	\$226,174	151

### KEY FACTS

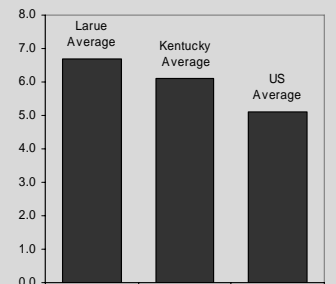
#### PERCENT OF ADULTS WITH A BACHELOR'S DEGREE OR ABOVE



#### MEDIAN HOUSEHOLD INCOME



#### UNEMPLOYMENT RATE



Sources: US Census 2000, US Department of Education, Kentucky Department of Education, Kentucky Higher Education Assistance Authority, Kentucky Office of Employment and Training, Kentucky State Board of Elections, Dave Leip's Atlas of U.S. Presidential Elections, US Census Small Area Health Insurance Estimates Program, Kentucky Department for Medicaid Services, ConnectKentucky, Kentucky Adult Education, and the Council on Postsecondary Education. Complete descriptions of sources and methodologies may be found in the technical notes at the end of the 2006-07 County Profiles book or through the Kentucky Postsecondary Education Data Portal at the Web address below.