



Statewide Initiatives Decreasing Debt Among Undergraduate Completers at Kentucky Public Institutions

Travis Muncie
Chris Ledford

Data and Advanced Analytics
Kentucky Council on Postsecondary Education



1

Balancing Student Debt: Accessibility vs. Management

Your Name
Job Title
Kentucky Council on Postsecondary Education



2

Balancing Student Debt

- Student loans provide **access to higher education** and the **potential to increased economic mobility**.
- Federal loans provide **reasonable borrowing options** to students such that they can earn a degree and the ROI needed to achieve upward mobility.
- Absent federal student loans, the **private market is unlikely to provide affordable terms** if any terms at all.
 - Experimental research suggests that students who enroll at institutions not opted into federal loan programs earn fewer credits per term and are less likely to complete.

Sources: American Enterprise Institute

Kentucky Council on Postsecondary Education

3

3

Student Debt Initiatives

- However, student debt loads can swell, impacting enrollment and completion, if not well managed.
- It is important that campuses and states collaborate to **balance postsecondary access with the long-term financial benefits of a credential**.
- In Kentucky, campuses, CPE, and state leaders collaborate to **increase access to financial aid, resources, and counseling, and suppress college costs**.
 - Students' Right to Know
 - FAFSA Days
 - Annual tuition increase limits

Kentucky Council on Postsecondary Education

4

4

Impact

- Contrary to public discourse about growing levels of student debt, **average debt at graduation is declining for students enrolled at Kentucky public institutions.**
- Importantly, we also expect that declining low-income enrollment is part of the story. Collaborative effort to boost enrollment and completion of low-income students will be critical if Kentucky is to reach its 60x30 goal.
 - Strategic agenda
 - Campus efforts
 - Performance-based funding premiums

5

Methodology

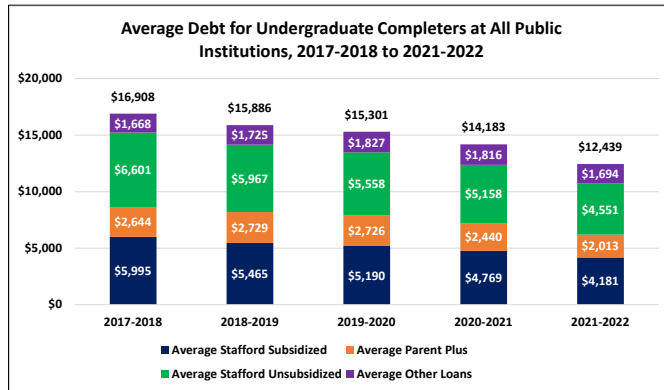
6

Measuring Graduate Debt

- We measure graduate debt for each student as the total debt accumulated from first enrollment through the end of the academic year in which they earned their **highest credential on record**.
- Using this methodology, we find conclusive evidence that, over the last five years, **average debt at graduation** and the **proportion of graduates with debt have declined across sector**.

All Public Sector Completers

All Public Institutions



- Among all graduates, average debt declined from **\$16,908 to \$12,439**, a decrease of **\$4,469 or 26.4%**.
- Among graduates with debt, average debt declined from **\$29,008 to \$26,368**, a decrease of **\$2,640 or 9.1%** (not pictured).
 - **\$3,531 or 10.7%** for URM students
 - **\$2,914 or 10.7%** for low-income students

Kentucky Council on Postsecondary Education

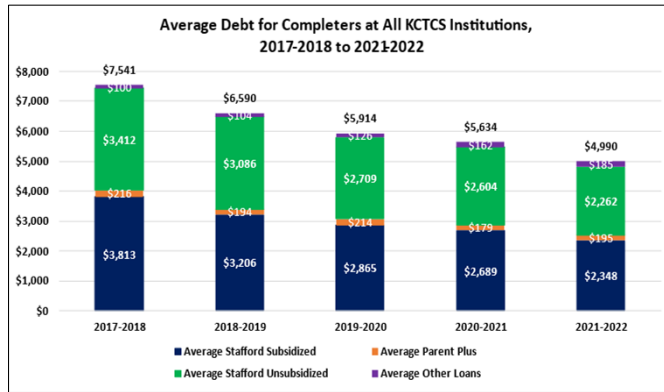
9

9

KCTCS Completers

10

All KCTCS Completers



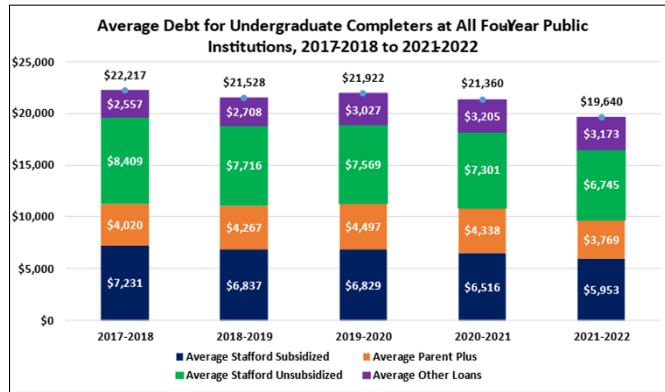
- Among all graduates, average debt declined from **\$7,541 to \$4,990**, a decrease of **\$2,551 or 33.8%**.
- The proportion of graduates with debt declined from **48.8% to 35.2%**.
- Among graduates with debt, average debt declined from **\$15,466 to \$14,178**, a decrease of **\$1,288 or 8.3%** (not pictured).
 - **\$2,609 or 15.0%** for URM students
 - **\$1,406 or 8.8%** for LI students

11

Four-Year Undergraduate Completers

12

Four-Year Undergraduate Completers



- Among all graduates, average debt declined from **\$22,217 to \$19,640**, a decrease of **\$2,577 or 11.6%**.
- The proportion of graduates with debt declined from **63.7 to 58.8%**.
- Among graduates with debt, average debt declined from **\$34,885 to \$33,427**, a decrease of **\$1,458 or 4.2%** (not pictured).
 - **\$1,616 or 4.3%** for URM students
 - **\$1,923 or 5.7%** for LI students

Kentucky Council on Postsecondary Education

13

13

Opportunity and Future Research

14

Opportunity and Future Research

- The population of non-dual credit low-income undergraduates has decreased **29.3%** at four-year publics and **20.4%** at KCTCS over the past five years.
- CPE and state leaders are considering premium adjustments to the state performance funding model to reengage this population of students.
- In the future, we would find value in conducting a national scan that investigates how population-based premiums in performance-based funding impact enrollment and success of low-income learners.

15

Thank You

16