

# A STUDENT-CENTERED APPROACH TO HIGHER EDUCATION

**David Laude**  
Senior Vice Provost  
Professor of Chemistry



# UT AUSTIN FOUR-YEAR GRADUATION RATES

**52%**

2013

**55%**

2014

**58%**

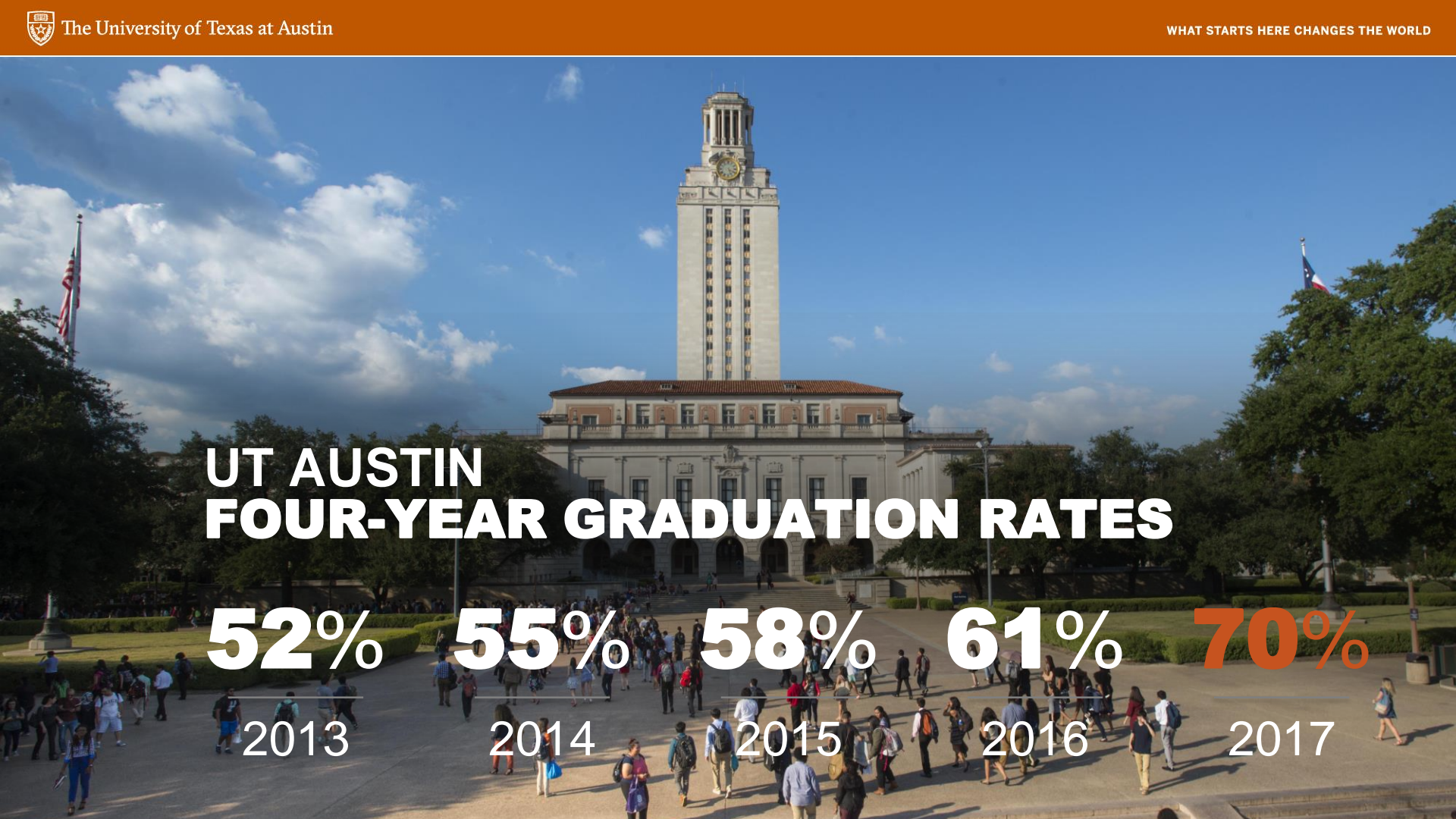
2015

**61%**

2016

**70%**

2017







**A Student-Centered Classroom:  
Every Student Earns an A**

**A Student-Centered Campus:  
Every Student Graduates**

## An Incompatibility

- UT Austin agrees to increase 4-year graduation rates from 51% in 2013 to 70% by 2017.
- Introductory courses historically have non-passing rates exceeding 30% as recently as 10 years ago, and in excess of 20% in 2010.

## The Solution

- Student-centered instruction.



# Laude's General Chemistry Course

From traditional instruction to.....



# DATA INFORMS EVERY DECISION

I know each student's most likely grade before class begins





# STUDENTS ARE SCHOLARS FIRST

I tell students on the first day that each of them should earn an A in my class



# COMMUNITY BUILDING

500 students = 500 teachers





# ENGAGEMENT WITH TECHNOLOGY

Hybrid Learning Means 24/7 Learning



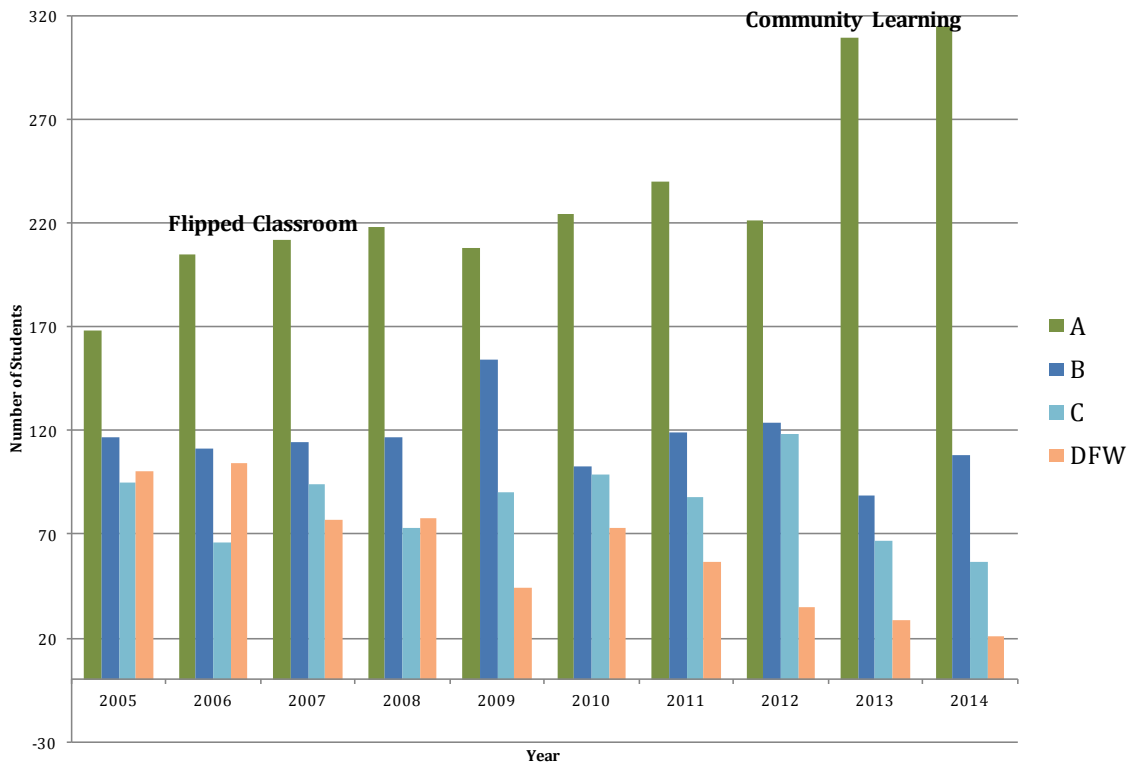


# CRACKING THE ACADEMIC CALENDAR

Rigid grading structures  
disincentivize learning

# Killing the Grading Curve

CH301 Grades 2005 to 2014





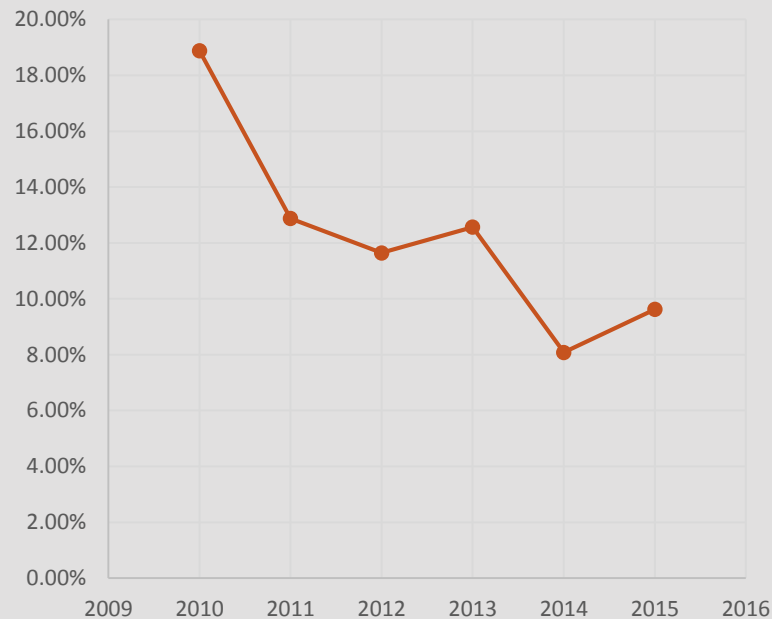
## UT Austin Course Transformation Projects (CTP):

- Three-year awards
- Grounded in technological and pedagogical innovations
- Department-level rather than individual faculty commitment
- First CTP awards given in 2011 to Biology, Chemistry and Statistics
- Cross-discipline best practices disseminated through Center for Teaching and Learning
- Mandated accountability and sustainability components

# General Chemistry DFW Rates

Year	DFW Rate
2010	18.88%
2011	12.87%
2012	11.65%
2013	12.56%
2014	8.08%
2015	9.62%

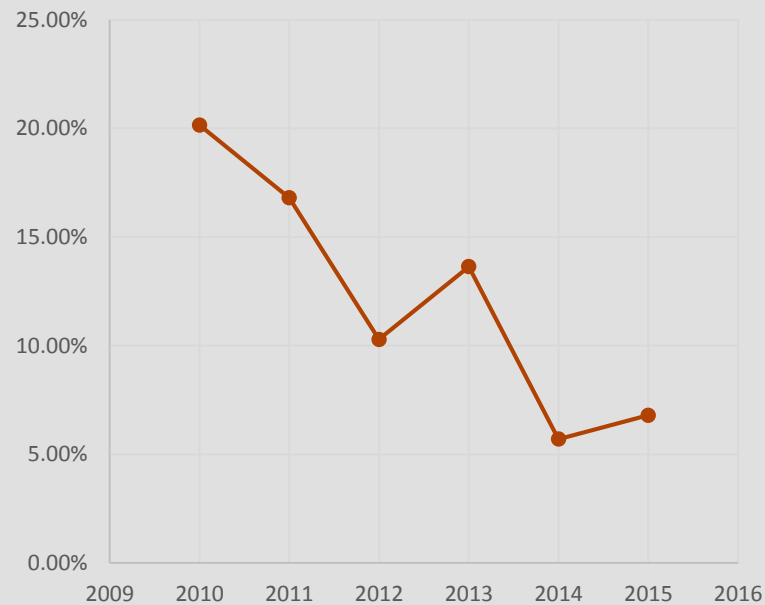
General Chemistry Sequence DFW Rates



# Introductory Biology DFW Rates

Year	DFW Rate
2010	20.15%
2011	16.80%
2012	10.29%
2013	13.64%
2014	5.70%
2015	6.79%

Introductory Biology DFW Rates

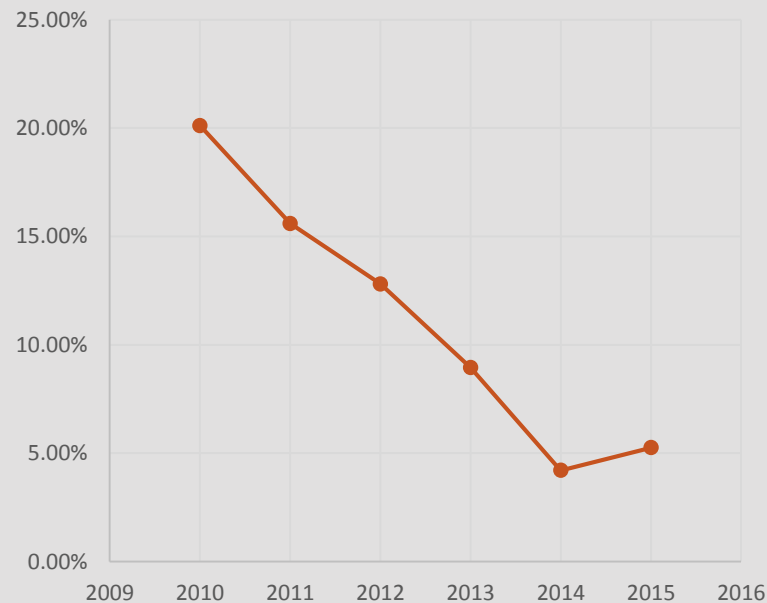




# Introductory Statistics DFW Rates

Year	DFW Rate
2010	20.11%
2011	15.60%
2012	12.80%
2013	8.95%
2014	4.20%
2015	5.25%

Introductory Statistics DFW Rate



# FALL 2016 RESULTS FOR CLASS OF 2017

## HIGHEST IN UT HISTORY

**13.0** Avg Hours Passed

**3.35** Avg GPA

## LOWEST IN UT HISTORY

**1.4%** Hours Failed

**4.1%** Students on Probation





**RECONSIDERING THE  
INSTITUTIONAL MESSAGE:**





**EVERY STUDENT EARNS AN A**



**A STRATEGY FOR IMPROVING GRADUATION RATES:  
FOCUS ON BELONGING**





# BUILDING COMMUNITY

All **8,000** freshmen are placed in a  
**360 Connections** small community





# ENGAGEMENT WITH TECHNOLOGY

Hybrid & Online Course Experience



A photograph of three students in a field setting. A young man in the foreground is looking at a map on a clipboard. A young woman with blonde hair is leaning over him, looking at the map. Another young woman is leaning over them from the left, also looking at the map. They are outdoors, with a rocky landscape and a body of water in the background. There are orange geometric shapes overlaid on the image.

# EXPERIENTIAL LEARNING OPPORTUNITIES

Freshman Research Initiative

# **PREDICTIVE ANALYTICS INFORMS EVERY DECISION**

2,000 Freshman with Lowest Four-Year  
Graduation Rate are in Success Programs





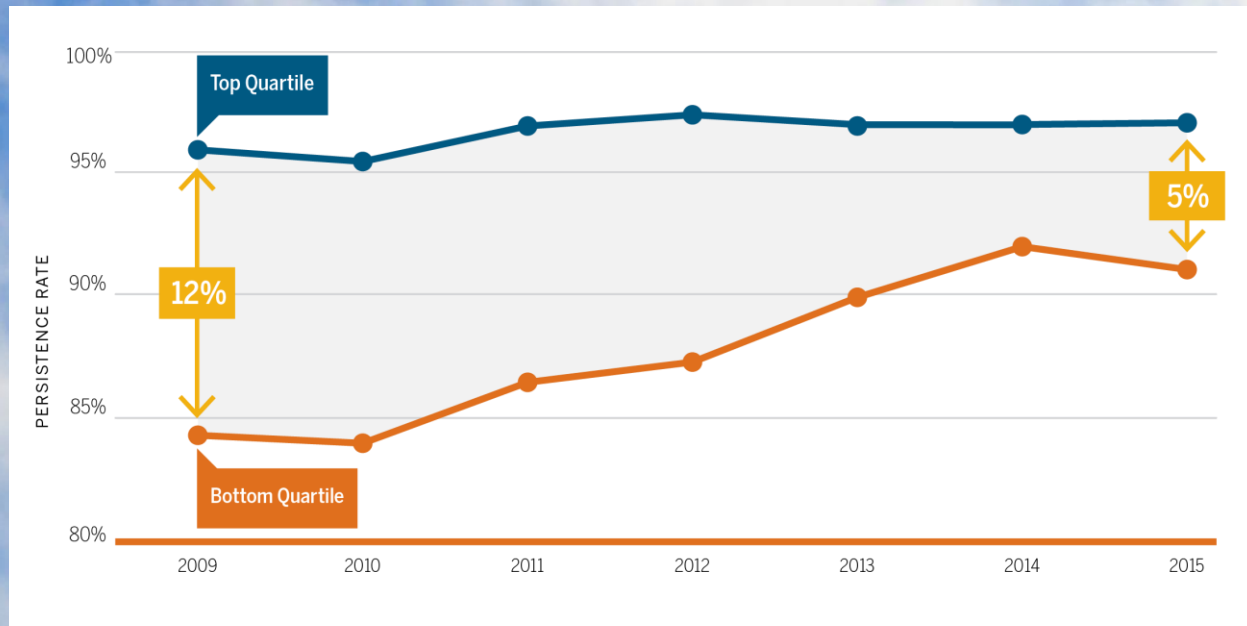
## STUDENT SUCCESS PROGRAM COMPONENTS

### Freshman Year Experience:

- Inspired Teaching
- Supplemental Instruction and Advising
- Peer Mentoring
- Community Building



# Student Success Programs: Closing the Persistence Gap



**Top Quartile: 1500 SAT**

**Bottom Quartile: 1050 SAT**





# CHANGING THE EQUATION

Incentive-based Scholarships for  
**Economically Disadvantaged Students**





# UNIVERSITY LEADERSHIP NETWORK

**500 Students** Started With Predicted  
33% Four-Year Graduation Rate



# UNIVERSITY LEADERSHIP NETWORK

Leadership Training & Internships





# UNIVERSITY LEADERSHIP NETWORK

Campus & Community Partners



# UNIVERSITY LEADERSHIP NETWORK

**92%** Persisted to Sophomore Year

**82%** Persisted to Junior Year

**65%** Expected to Graduate in 4 years



# UT AUSTIN FOUR-YEAR GRADUATION RATE

**51%**

2010

**61%**

2015

**70%**

2017







**RECONSIDERING THE  
INSTITUTIONAL MESSAGE:**



**EVERY STUDENT GRADUATES**





**QUESTIONS?**